

ASTURIA
COMMUNITY DEVELOPMENT DISTRICT
BOARD OF SUPERVISORS MEETING
AGENDA PACKAGE

August 23, 2022

Asturia Community Development District

Inframark, Infrastructure Management Services
210 North University Drive, Suite 702 • Coral Springs, Florida 33071
Telephone: (954) 603-0033

August 16, 2022

Board of Supervisors
Asturia Community Development District

Dear Board Members:

A meeting of the Board of Supervisors of the Asturia Community Development District is scheduled for **Tuesday, August 23, 2022 at 6:00 p.m.** at the **Asturia Clubhouse, 14575 Promenade Parkway, Odessa, Florida**. Following is the meeting agenda:

- 1. Call to Order**
- 2. Additions and/or Deletions to the Agenda**
- 3. Audience Comments on Agenda Items**
- 4. Public Hearing to Adopt the Fiscal Year 2023 Budget**
 - A. Resolution 2022-14, Adopting the Fiscal Year 2023 Budget
 - B. Resolution 2022-15, Levying Non-Ad Valorem Assessments
- 5. Consent Agenda**
 - A. Approval of the May 24, 2022 Meeting Minutes
 - B. Approval of the June 28, 2022 Meeting Minutes
 - C. Approval of the Minutes of the August 9, 2022 Workshop
 - D. Approval of July 31, 2022 Financial Report
 - E. Consideration of the Operations and Maintenance Expenditures for July 2022
- 6. Staff Reports**
 - A. District Engineer
 - B. District Counsel
 - i. Consideration of Amended Amenity Policies' Responses
 - ii. Consideration of Resolution 2022-16, Intent to Sue
 - C. Field Inspection Reports
 - i. Blue Water Aquatic Report: July 2022
 - a. 3-Month Aquatic Maintenance Revised Agreement
 - ii. RedTree Landscape Report: July 2022
 - a. Grounds Maintenance Weekly Mowing 08.08.2022
 - b. Grounds Maintenance Weekly Mowing 07.29.2022
 - D. District Manager
 - i. Inframark Field Inspection Report: August 2022
 - ii. Inframark Sidewalk Inspection Report: August 2022
 - iii. Presentation of Workload Report as of August 2022
 - iv. Discussion of Holiday Lighting
 - v. Acceptance of the Fiscal Year 2023 Meeting Schedule
 - E. District Items
 - i. Discussion to Purchase 2015 Cushman Hauler for \$7,508 from Discovery Golf Cars of Land O'Lakes
 - ii. Discussion to Purchase Simpson Power Washer 95002 from Amazon for \$4,499

Astoria CDD
August 16,
2022 Page 2

- iii. Discussion to Purchase EDOU 20 Pressure Washer Surface Cleaner from Amazon for \$315.19
- iv. Discussion to Enter into PEO Agreement with United Employment Services of Clearwater for Providing Employees for Amenity/Community Services
- v. Consideration of a 60-Day Notice for Management's Performance

7. Supervisors' Requests

8. Audience Comments

9. Adjournment

Any supporting material for the items listed above not included in the agenda package will be provided as soon as they are available, or they will be distributed at the meeting. I look forward to seeing you at the meeting, but in the meantime if you have any questions, please contact me.

Sincerely,

Bob Nanni

Bob Nanni
(District Manager)

Fourth Order of Business

4A.

RESOLUTION 2022-14

THE ANNUAL APPROPRIATION RESOLUTION OF THE ASTURIA COMMUNITY DEVELOPMENT DISTRICT (“DISTRICT”) RELATING TO THE ANNUAL APPROPRIATIONS AND ADOPTING THE BUDGETS FOR THE FISCAL YEAR BEGINNING OCTOBER 1, 2022, AND ENDING SEPTEMBER 30, 2023; AUTHORIZING BUDGET AMENDMENTS; AND PROVIDING AN EFFECTIVE DATE.

WHEREAS, the District Manager has, prior to the fifteenth (15th) day in June, 2022, submitted to the Board of Supervisors (“**Board**”) of the Asturia Community Development District (“**District**”) proposed budgets (“**Proposed Budget**”) for the fiscal year beginning October 1, 2022 and ending September 30, 2023 (“**Fiscal Year 2022/2023**”) along with an explanatory and complete financial plan for each fund of the District, pursuant to the provisions of Section 190.008(2)(a), *Florida Statutes*; and

WHEREAS, at least sixty (60) days prior to the adoption of the Proposed Budget, the District filed a copy of the Proposed Budget with the local governing authorities having jurisdiction over the area included in the District pursuant to the provisions of Section 190.008(2)(b), *Florida Statutes*; and

WHEREAS, the Board set a public hearing thereon and caused notice of such public hearing to be given by publication pursuant to Section 190.008(2)(a), *Florida Statutes*; and

WHEREAS, the District Manager posted the Proposed Budget on the District’s website at least two days before the public hearing; and

WHEREAS, Section 190.008(2)(a), *Florida Statutes*, requires that, prior to October 1st of each year, the Board, by passage of the Annual Appropriation Resolution, shall adopt a budget for the ensuing fiscal year and appropriate such sums of money as the Board deems necessary to defray all expenditures of the District during the ensuing fiscal year; and

WHEREAS, the District Manager has prepared a Proposed Budget, whereby the budget shall project the cash receipts and disbursements anticipated during a given time period, including reserves for contingencies for emergency or other unanticipated expenditures during the fiscal year.

NOW, THEREFORE, BE IT RESOLVED BY THE BOARD OF SUPERVISORS OF THE ASTURIA COMMUNITY DEVELOPMENT DISTRICT:

SECTION 1. BUDGET

- a. The Board has reviewed the Proposed Budget, a copy of which is on file with the office of the District Manager and at the District’s Local Records Office, and hereby approves certain amendments thereto, as shown in Section 2 below.

- b. The Proposed Budget, attached hereto as **Exhibit “A,”** as amended by the Board, is hereby adopted in accordance with the provisions of Section 190.008(2)(a), *Florida Statutes* (“**Adopted Budget**”), and incorporated herein by reference; provided, however, that the comparative figures contained in the Adopted Budget may be subsequently revised as deemed necessary by the District Manager to reflect actual revenues and expenditures.
- c. The Adopted Budget, as amended, shall be maintained in the office of the District Manager and at the District’s Local Records Office and identified as “The Budget for the Asturia Community Development District for the Fiscal Year Ending September 30, 2023.”
- d. The Adopted Budget shall be posted by the District Manager on the District’s official website within thirty (30) days after adoption, and shall remain on the website for at least 2 years.

SECTION 2. APPROPRIATIONS

There is hereby appropriated out of the revenues of the District, for Fiscal Year 2022/2023, the sum of \$ _____ to be raised by the levy of assessments and/or otherwise, which sum is deemed by the Board to be necessary to defray all expenditures of the District during said budget year, to be divided and appropriated in the following fashion:

GENERAL FUND	\$ _____
SERIES 2014A-1 DEBT SERVICE FUND	\$ _____
SERIES 2016A-1 DEBT SERVICE FUND	\$ _____
TOTAL ALL FUNDS	\$ _____

SECTION 3. BUDGET AMENDMENTS

Pursuant to Section 189.016, *Florida Statutes*, the District at any time within Fiscal Year 2022/2023 or within 60 days following the end of the Fiscal Year 2022/2023 may amend its Adopted Budget for that fiscal year as follows:

- a. The Board may authorize an increase or decrease in line item appropriations within a fund by motion recorded in the minutes if the total appropriations of the fund do not increase.
- b. The District Manager or Treasurer may authorize an increase or decrease in line item appropriations within a fund if the total appropriations of the fund do not increase and if the aggregate change in the original appropriation item does not exceed \$10,000 or 10% of the original appropriation.

- c. By resolution, the Board may increase any appropriation item and/or fund to reflect receipt of any additional unbudgeted monies and make the corresponding change to appropriations or the unappropriated balance.
- d. Any other budget amendments shall be adopted by resolution and consistent with Florida law.

The District Manager or Treasurer must establish administrative procedures to ensure that any budget amendments are in compliance with this Section 3 and Section 189.016, *Florida Statutes*, among other applicable laws. Among other procedures, the District Manager or Treasurer must ensure that any amendments to budget under subparagraphs c. and d. above are posted on the District’s website within 5 days after adoption and remain on the website for at least 2 years.

SECTION 4. EFFECTIVE DATE. This Resolution shall take effect immediately upon adoption.

PASSED AND ADOPTED this ___ day of _____, 2022.

ATTEST:

**ASTURIA COMMUNITY
DEVELOPMENT DISTRICT**

Secretary/Assistant Secretary

Chairperson, Board of Supervisors

ASTURIA
Community Development District

Annual Operating and Debt Service Budget
Fiscal Year 2023

Modified Tentative Budget
(Printed on 8/5/22, 12:15pm, version 2)

Prepared by:



Table of Contents

	<u>Page #</u>
<u>OPERATING BUDGET</u>	
General Fund	
Summary of Revenues, Expenditures and Changes in Fund Balances	1 - 3
Exhibit A - Allocation of Fund Balances	4
Reserve Fund.....	5
Budget Narrative	6 - 10
<u>DEBT SERVICE BUDGETS</u>	
Series 2014A-1	
Summary of Revenues, Expenditures and Changes in Fund Balances	11
Amortization Schedule	12
Series 2016A-1	
Summary of Revenues, Expenditures and Changes in Fund Balances	13
Amortization Schedule	14
Budget Narrative	15
<u>SUPPORTING BUDGET SCHEDULES</u>	
2023-2022 Non-Ad Valorem Assessment Summary	16

Astoria
Community Development District

Operating Budget
Fiscal Year 2023

Summary of Revenues, Expenditures and Changes in Fund Balances
Fiscal Year 2023 Modified Tentative Budget

ACCOUNT DESCRIPTION	ACTUAL	ADOPTED	ACTUAL	PROJECTED	TOTAL	ANNUAL
	FY 2021	BUDGET FY 2022	THRU JUL - 2022	AUG - SEP - 2022	PROJECTED FY 2022	BUDGET FY 2023
REVENUES						
Interest - Investments	\$ 25	-	\$ 970	\$ 194	\$ 1,164	\$ -
Room Rentals	-	-	6,309	1,262	7,571	5,000
Interest - Tax Collector	-	-	1	-	1	-
Special Assmnts- Tax Collector	671,236	846,661	894,514	-	894,514	1,054,160
Special Assmnts- CDD Collected	41,793	-	21,267	-	21,267	-
Special Assmnts- Discounts	-	-	(35,014)	-	(35,014)	(42,166)
Developer Contribution	40,964	-	33,127	-	33,127	-
Other Miscellaneous Revenues	-	15,000	15,385	500	15,885	15,000
Access Cards	-	-	225	-	225	500
Event Fees	3,562	-	374	75	449	2,500
TOTAL REVENUES	757,580	861,661	937,158	2,031	939,189	1,034,994
EXPENDITURES						
<i>Administrative</i>						
P/R-Board of Supervisors	7,800	7,600	6,800	5,000	11,800	12,000
FICA Taxes	-	-	474	383	857	918
ProfServ-Administrative	5,400	5,130	855	-	855	-
ProfServ-Arbitrage Rebate	500	1,000	1,000	-	1,000	1,000
ProfServ-Engineering	9,595	5,000	10,623	37,000	47,623	20,000
ProfServ-Legal Services	42,900	27,000	22,400	4,600	27,000	45,000
ProfServ-Mgmt Consulting	19,914	18,918	41,790	9,659	51,449	57,955
ProfServ-Trustee Fees	8,500	8,500	7,458	1,042	8,500	8,500
Assessment Roll	5,000	4,750	4,750	-	4,750	-
Disclosure Report	5,000	5,000	-	-	-	-
Accounting Services	18,000	17,100	2,850	-	2,850	-
Auditing Services	3,600	3,575	3,575	-	3,575	3,575
Website Hosting/Email services	3,818	5,500	2,940	2,560	5,500	5,500
Mailed Notices - Postage	923	600	217	-	217	600
Public Officials Insurance	2,960	3,256	3,870	-	3,870	3,730
Legal Advertising	3,861	1,500	831	-	831	1,500
Misc-Assessment Collection Cost	-	-	14,728	-	14,728	21,083
Tax Collector/Property Appraiser Fees	150	150	150	-	150	150
Financial & Revenue Collections	3,600	3,420	570	-	570	-
Dues, Licenses, Subscriptions	175	500	175	-	175	175
Total Administrative	141,696	118,499	126,056	60,244	186,300	181,686
<i>Law Enforcement</i>						
Off Duty Sheriff's Deputies	1,000	-	-	-	-	-
Total Law Enforcement	1,000	-	-	-	-	-

Summary of Revenues, Expenditures and Changes in Fund Balances
Fiscal Year 2023 Modified Tentative Budget

ACCOUNT DESCRIPTION	ACTUAL FY 2021	ADOPTED BUDGET FY 2022	ACTUAL THRU JUL - 2022	PROJECTED AUG - SEP - 2022	TOTAL PROJECTED FY 2022	ANNUAL BUDGET FY 2023
Electric Utility Services						
Electricity - Streetlights	160,929	187,047	101,988	20,398	122,386	190,752
Utility - Irrigation	2,286	1,800	6,215	1,243	7,458	4,464
Utility Services	574	1,200	247	49	296	1,200
Utility - Recreation Facilities	22,332	21,000	14,644	2,929	17,573	21,000
Total Electric Utility Services	186,121	211,047	123,094	24,619	147,713	217,416
Garbage/Solid Waste Services						
Garbage - Recreation Facility	408	425	554	68	622	468
Solid Waste Assessment	609	625	663	-	663	670
Total Garbage/Solid Waste Services	1,017	1,050	1,217	68	1,285	1,137
Water-Sewer Comb Services						
Utility - Reclaimed Water	56,809	55,000	29,404	5,881	35,285	55,000
Total Water-Sewer Comb Services	56,809	55,000	29,404	5,881	35,285	55,000
Stormwater Control						
Stormwater Assessment	903	900	611	-	611	900
Aquatic Maintenance	7,620	7,760	6,360	1,280	7,640	7,760
Total Stormwater Control	8,523	8,660	6,971	1,280	8,251	8,660
Other Physical Environment						
Field Operations	7,200	7,200	1,200	-	1,200	-
Contracts-Landscape ROW	500	-	-	-	-	-
Insurance - Property	13,528	14,881	10,739	3,579	14,318	17,171
Insurance - General Liability	3,229	3,552	3,579	-	3,579	4,068
R&M-Irrigation	-	1,000	2,164	433	2,597	2,000
Landscape Maintenance	175,251	202,036	151,237	40,950	192,187	202,036
Landscape Replacement	8,577	2,000	-	2,000	2,000	2,000
Holiday Lighting & Decorations	3,995	2,000	1,965	-	1,965	2,000
Total Other Physical Environment	212,280	232,669	170,884	46,962	217,846	229,275
Contingency						
Misc-Contingency	-	91,367	563	90,804	91,367	176,643
Total Contingency	-	91,367	563	90,804	91,367	176,643
Road and Street Facilities						
R&M-Sidewalks	-	2,000	-	2,000	2,000	2,000
Roadway Repair & Maintenance	921	5,000	-	5,000	5,000	5,000
R&M-Pressure Washing	-	5,000	-	5,000	5,000	10,000
Total Road and Street Facilities	921	12,000	-	12,000	12,000	17,000
Parks and Recreation - General						
Payroll-Salaries	82,101	77,553	8,329	-	8,329	-
ProfServ-Field Mgmt	-	-	18,011	6,815	24,826	50,000
ProfServ-Pool Maintenance	10,440	10,440	9,240	1,740	10,980	12,000
ProfServ-Wildlife Management Service	6,375	2,400	875	1,525	2,400	2,400
Clubhouse - Facility Janitorial Service	1,035	-	-	-	-	-
Contracts-Cleaning Services	-	-	10,148	1,400	11,548	8,400
Contracts-Mgmt Services	11,023	7,800	2,450	-	2,450	-
Contracts-Pest Control	697	660	495	110	605	660
Telephone/Fax/Internet Services	2,827	3,200	2,481	499	2,980	2,981

Summary of Revenues, Expenditures and Changes in Fund Balances
Fiscal Year 2023 Modified Tentative Budget

ACCOUNT DESCRIPTION	ACTUAL	ADOPTED	ACTUAL	PROJECTED	TOTAL	ANNUAL
	FY 2021	BUDGET FY 2022	THRU JUL - 2022	AUG - SEP - 2022	PROJECTED FY 2022	BUDGET FY 2023
R&M-Fitness Equipment	2,590	2,500	873	1,627	2,500	1,500
Amenity Maintenance & Repairs	7,502	2,500	2,992	1,000	2,992	6,000
Facility A/C & Heating Maintenance & Repair	930	1,500	4,875	1,000	5,875	1,500
Boardwalk and Bridge Maintenance	3,200	1,000	-	-	-	2,500
Pool Furniture repair & replacement	1,802	3,500	2,184	1,316	3,500	3,500
Security System Monitoring & Maint.	3,856	3,800	1,334	120	1,454	11,720
Dog Park Maintenance	168	250	-	250	250	250
Miscellaneous Expenses	-	2,000	2,122	500	2,622	3,000
Office Supplies	1,350	150	139	11	150	250
Clubhouse - Facility Janitorial Supplies	2,706	1,600	870	174	1,044	3,600
Park Garbage & Dog Waste Station Supplies	8,216	8,216	6,162	1,232	7,394	8,216
Pool Permits	280	300	280	-	280	300
Total Parks and Recreation - General	147,098	129,369	73,860	19,320	92,180	118,777
Special Events						
Special Events	1,284	2,000	2,000	-	2,000	4,400
Total Special Events	1,284	2,000	2,000	-	2,000	4,400
TOTAL EXPENDITURES	756,749	861,661	534,049	261,177	794,226	1,009,994
Reserves						
Reserve - Pool	-	-	-	-	-	15,000
Reserve - Roadways	-	-	-	-	-	10,000
Total Reserves	-	-	-	-	-	25,000
TOTAL EXPENDITURES & RESERVES	756,749	861,661	534,049	261,177	794,226	1,034,994
Excess (deficiency) of revenues						
Over (under) expenditures	831	-	403,109	(259,147)	144,962	-
OTHER FINANCING SOURCES (USES)						
Interfund Transfer - In	112,360	-	112,530	-	112,530	-
Operating Transfers-Out	(113,194)	-	-	-	-	-
Contribution to (Use of) Fund Balance	-	-	-	-	-	-
TOTAL OTHER SOURCES (USES)	(834)	-	112,530	-	112,530	-
Net change in fund balance	(3)	-	515,639	(259,147)	257,492	-
FUND BALANCE, BEGINNING	-	-	-	-	-	257,492
FUND BALANCE, ENDING	\$ (3)	-	\$ 515,639	\$ (259,147)	\$ 257,492	\$ 257,492

Exhibit "A"
Allocation of Fund Balances

AVAILABLE FUNDS

	<u>Amount</u>
Beginning Fund Balance - Fiscal Year 2023	\$ 257,492
Net Change in Fund Balance - Fiscal Year 2023	-
Reserves - Fiscal Year Budget Fiscal Year 2023	25,000
Total Funds Available (Estimated) - 9/30/23	282,492

ALLOCATION OF AVAILABLE FUNDS

Nonspendable Fund Balance

Deposits	13,951
Subtotal	<u>13,951</u>

Assigned Fund Balance

Operating Reserve - Operating Capital	172,499 ⁽¹⁾
Reserve - Pools	10,000
Reserve - Roadways	<u>15,000</u>
Subtotal	<u>197,499</u>

Total Allocation of Available Funds	211,450
--	----------------

Total Unassigned (undesignated) Cash	<u>\$ 71,042</u>
---	-------------------------

Notes

(1) Represents approximately 2 months of operating expenditures

Summary of Revenues, Expenditures and Changes in Fund Balances
Fiscal Year 2023 Modified Tentative Budget

ACCOUNT DESCRIPTION	ACTUAL	ADOPTED	ACTUAL	PROJECTED	TOTAL	ANNUAL
	FY 2021	BUDGET	THRU	AUG -	PROJECTED	BUDGET
		FY 2022	JUL - 2022	SEP - 2022	FY 2022	FY 2023
REVENUES						
Special Assmnts- Tax Collector	-	17,800	18,456	-	18,456	18,936
Special Assmnts- Discounts	-	-	(722)	-	(722)	(757)
TOTAL REVENUES	-	17,800	17,734	-	17,734	18,179
EXPENDITURES						
<i>Administrative</i>						
Misc-Assessment Collection Cost	-	-	355	-	355	379
Total Administrative	-	-	355	-	355	379
<i>Contingency</i>						
Capital Reserve	-	17,800	-	-	-	17,800
Total Contingency	-	17,800	-	-	-	17,800
TOTAL EXPENDITURES	-	17,800	355	-	355	18,179
Excess (deficiency) of revenues						
Over (under) expenditures	-	-	17,379	-	17,379	-
OTHER FINANCING SOURCES (USES)						
Contribution to (Use of) Fund Balance	-	-	-	-	-	-
TOTAL OTHER SOURCES (USES)	-	-	-	-	-	-
Net change in fund balance	-	-	17,379	-	17,379	-
FUND BALANCE, BEGINNING	-	10,037	10,037	-	10,037	27,416
FUND BALANCE, ENDING	\$ 10,037	\$ 10,037	\$ 27,416	-	\$ 27,416	\$ 27,416

ASTURIA

Community Development District

*General Fund***Budget Narrative**
Fiscal Year 2023**REVENUES****Room - Rental**

The District may receive monies for the event rentals such as weddings, birthday parties, etc.

Special Assessments-Tax Collector

The District will levy a Non-Ad Valorem assessment on all sold and platted parcels (using the uniform method) within the District in order to pay for the operating expenditures during the Fiscal Year.

Special Assessments-Discounts

Per Section 197.162 and Section 197.3632 of the Florida Statutes, discounts are allowed for early payments of assessments collected by the Tax Collector and only when the Tax Collector is using the uniform methodology. The budgeted amount for the fiscal year is calculated at 4% of the anticipated Non-Ad Valorem assessments.

Other Miscellaneous Revenue

The District receives revenue from two cost sharing agreements from SR54 for Drainage and from POA for maintenance of the property for \$7500 each per year.

Access Card

The District may receive monies for access cards.

Event Fees

The District may receive monies for the deposit fee for renting a room in the facility.

EXPENDITURES**Administrative****P/R-Board of Supervisors**

Chapter 190 of the Florida Statutes allows for members of the Board of Supervisors to be compensated \$200 per meeting at which they are in attendance.

Professional Services-Arbitrage Rebate

The District contracted with an independent professional firm to annually calculate the District's Arbitrage Rebate Liability on its bonds.

Professional Services-Engineering

The District's engineer provides general engineering services to the District, i.e. attendance and preparation for board meetings when requested, review of invoices, and other specifically requested assignments.

Professional Services-Legal Services

The District's attorney provides general legal services to the District, i.e., attendance and preparation for Board meetings, review of contracts, agreements, resolutions and other research as directed or requested by the BOS District Manager.

Professional Services-Management Consulting Services

The District receives Management, Accounting and Administrative services as part of a Management Agreement with Inframark Infrastructure Management Services. Inframark manages all of the District's financial activities such as accounts payable, financial statements, auditing and budgeting in accordance with the management contract in effect.

ASTURIA

Community Development District

*General Fund***Budget Narrative**
Fiscal Year 2023**EXPENDITURES – Administrative (cont'd)****Professional Services-Trustee Fees**

The District pays US Bank an annual fee for trustee services on the Series 2014 and Series 2016 Special Assessment Bond. The budgeted amount for the fiscal year is based on standard fees charged plus any out-of-pocket expenses.

Auditing Services

The District is required to conduct an annual audit of its financial records by an Independent Certified Public Accounting Firm. The budgeted amount for the fiscal year is based on contracted fees from an existing engagement letter.

Website Hosting/Email Services

Inframark Infrastructure Management Services oversees the District's email accounts and provides assistance to Campus Suite regarding the website as necessary.

Public Officials Insurance

The District's General Liability & Public Officials Liability Insurance policy is with Public Risk Insurance Agency, Inc. They specialize in providing governmental insurance coverage. The budgeted amount projects a 10% increase in the premium.

Legal Advertising

The District is required to advertise various notices for Board meetings and other public hearings in a newspaper of general circulation. .

Miscellaneous-Assessment Collection Costs

The District reimburses the Tax Collector for necessary administrative costs. Per the Florida Statutes, administrative costs shall include, but not be limited to, those costs associated with personnel, forms, supplies, data processing, computer equipment, postage, and programming. The District also compensates the Tax Collector for the actual cost of collection or 2% on the amount of special assessments collected and remitted, whichever is greater. The assessment collection cost is based on a maximum of 2% of the anticipated assessment collections.

Tax Collector/Property Appraiser Fees

The District shall incur an invoice from Mike Wells Pasco County Prop. Appraiser for property appraiser fees.

Annual District Filing Fee

The District is required to pay an annual fee of \$175 to the Department of Economic Opportunity Division of Community Development

Field**Electric Utility Services****Electricity – Streetlights**

The District may have expenditures relating to streetlights throughout the community. These may be restricted to main arterial roads or in some cases, to all streetlights within the District's boundaries.

Utility- Irrigation

The District will incur electric utility expenditures for irrigation timers.

ASTURIA

Community Development District

*General Fund***Budget Narrative**
Fiscal Year 2023**EXPENDITURES – Field (cont'd)****Utility - Services**

The District will incur water/sewer utility expenditures related to District Operations.

Utility – Recreation Facilities

The District will incur electric utility expenditures for the lights associated for the recreation facility.

Garbage/Solid Waste Services**Garbage – Recreation Facility**

The District shall incur a monthly expense for the removal of garbage and solid waste.

Solid Waste Assessment

The District may have an assessment levied by another local government for solid waste.

Water-Sewer Comb Services**Utility – Reclaimed Water**

The District may incur expenses related to the use of reclaimed water for irrigation.

Stormwater Control**Stormwater Assessment**

The District may have an assessment levied by another local government for stormwater.

Aquatic Maintenance

Expenses related to the care and maintenance of the lakes and ponds for the control of nuisance plant and algae species

Other Physical Environment**Field Operations**

The District will have a part-time general maintenance technician to supervise and coordinate with vendors for satisfactory cleanliness of facilities. To provide any repairs necessary to pool furniture and maintain records of work and inspections done on the premises.

Insurance Property

The District will incur fees to insure items owned by the district for its property needs.

Insurance – General Liability

The District's General Liability & Public Officials Liability Insurance policy is with Egis Insurance Agency, Inc. They specialize in providing governmental insurance coverage.

R&M- Irrigation

This is for any repair and maintenance expenses pertaining to the District's irrigation that are not covered in the contract.

ASTURIA

Community Development District

*General Fund***Budget Narrative**
Fiscal Year 2023**EXPENDITURES - Other Physical Environment (cont'd)****Landscape Maintenance**

The District will incur expenditures to maintain the rights-of-way, median strips, recreation facilities including pond banks, entryways, and similar planting areas within the District. These services include, but are not limited to, monthly landscape maintenance, fertilizer, pesticides, annuals, mulch and irrigation repairs

Landscape Replacement

The District will incur expenses for the landscape replacement of annuals, perennials and shrubberies.

Holiday Lighting & Decorations

The District will incur expenses for holiday lighting and decoration.

Contingency**Misc- Contingency**

The District may incur additional expenses that were not budgeted in any expense line.

Road and Street Facilities**R&M - Sidewalks**

Expenses related to sidewalks located in the right of way of streets the District may own.

Roadway Repair & Maintenance

Expenses related to the repair and maintenance of roadways owned by the District.

R&M – Pressure Washing

Expenses related to pressure washing of the roads and streets throughout the District.

Parks and Recreation - General**ProfServ – Field Management**

Salary related to the maintenance person for the District.

ProfServ-Pool Maintenance

Expenses related to the maintenance of swimming pools and other water features.

ProfServ-Wildlife Management Service

Expenses related to the capture of Boars in the District.

Contracts – Cleaning Services

Expenses related to the cleaning of the facility.

Contract – Pest Control

Monthly service for the control of rodents and general pests.

Telephone/Fax/Internet Services

The District may incur telephone, fax and internet expenses related to the recreational facilities.

ASTURIA

Community Development District

*General Fund***Budget Narrative**
Fiscal Year 2023**EXPENDITURES - Parks and Recreation – General (cont'd)****R&M Fitness Equipment**

Expenses related to the repair and maintenance of the fitness equipment

Facility A/C & Heating Maintenance & Repairs

The District may incur expenss for the repair and maintenance of the air conditioning system.

Boardwalk and Bridge Maintenance

The District may incur expenses to maintain its boardwalk and bridges.

Pool Furniture Repair & Replacement

The District may incur expenses for the repair or replacement of the pool furniture in the recreation facilities.

Security System and Monitoring & Maint.

The District will incur monthly expenses for the monitoring of the security system including repairs.

Dog Park Maintenance

Expenses related to the maintenance of the dog park.

Miscellaneous Expenses

Expenses which may not fit into a defined category in parks and recreational section.

Office Supplies

The District will incur expenses for the office in its clubhouse facilities, which require various office related supplies

Clubhouse – Facility Janitorial Supplies

Expenses related for the janitorial supplies needed to keep the clubhouse clean. .

Park Garbage & Dog Waste Station Supplies

Expenses related to the supplies needed for the park receptacles and the dog waste station.

Pool Permits

Required annual licenses from the Florida Department of Health for the pool in the District

Special Events

The District will incur expenses for special events provided by the District..

Reserves**Reserve - Pool**

The District will reserve funds for resurfacing the pool.

Reserve - Roadways

The District will reserve funds for costs related to road repairs, drainage, etc, that will be reimbursed by the developer.

Astoria
Community Development District

Debt Service Budgets
Fiscal Year 2023

Summary of Revenues, Expenditures and Changes in Fund Balances
Fiscal Year 2023 Modified Tentative Budget

ACCOUNT DESCRIPTION	ACTUAL	ADOPTED	ACTUAL	PROJECTED	TOTAL	ANNUAL
	FY 2021	BUDGET	THRU	AUG -	PROJECTED	BUDGET
		FY 2022	JUL - 2022	SEP - 2022	FY 2022	FY 2023
REVENUES						
Interest - Investments	\$ 168	-	\$ 1,137	-	\$ 1,137	-
Special Assmnts- Tax Collector	565,613	562,222	597,600	-	597,600	597,600
Special Assmnts- CDD Collected	7,233	-	-	-	-	-
Special Assmnts- Discounts	-	-	(23,392)	-	(23,392)	(23,904)
TOTAL REVENUES	573,014	562,222	575,345	-	575,345	573,696
EXPENDITURES						
<i>Administrative</i>						
Misc-Assessment Collection Cost	-	-	9,871	-	9,871	11,952
Total Administrative	-	-	9,871	-	9,871	11,952
<i>Debt Service</i>						
Principal Debt Retirement	135,000	140,000	140,000	-	140,000	150,000
Principal Prepayments	-	-	10,000	-	10,000	-
Interest Expense	429,133	422,222	421,296	-	421,296	412,730
Total Debt Service	564,133	562,222	571,296	-	571,296	562,730
TOTAL EXPENDITURES	564,133	562,222	581,167	-	581,167	574,682
Excess (deficiency) of revenues						
Over (under) expenditures	8,881	-	(5,822)	-	(5,822)	(986)
OTHER FINANCING SOURCES (USES)						
Contribution to (Use of) Fund Balance	-	-	-	-	-	(986)
TOTAL OTHER SOURCES (USES)	-	-	-	-	-	(986)
Net change in fund balance	8,881	-	(5,822)	-	(5,822)	(986)
FUND BALANCE, BEGINNING	-	563,503	563,503	-	563,503	557,681
FUND BALANCE, ENDING	\$ 563,503	\$ 563,503	\$ 557,681	-	\$ 557,681	\$ 556,695

DEBT SERVICE SERIES 2014A-1

Period Ending	Principal	Coupon	Interest	Debt Service	Annual Debt Service
11/1/2022			206,365	206,365	206,365
5/1/2023	150,000	5.75%	206,365	356,365	
11/1/2023			202,053	202,053	558,418
5/1/2024	160,000	5.75%	202,053	362,053	
11/1/2024			197,453	197,453	559,505
5/1/2025	170,000	5.75%	197,453	367,453	
11/1/2025			192,565	192,565	560,018
5/1/2026	180,000	5.75%	192,565	372,565	
11/1/2026			187,390	187,390	559,955
5/1/2027	190,000	5.75%	187,390	377,390	
11/1/2027			181,928	181,928	559,318
5/1/2028	200,000	5.75%	181,928	381,928	
11/1/2028			176,178	176,178	558,105
5/1/2029	215,000	5.75%	176,178	391,178	
11/1/2029			169,996	169,996	561,174
5/1/2030	225,000	5.75%	169,996	394,996	
11/1/2030			163,528	163,528	558,524
5/1/2031	240,000	5.75%	163,528	403,528	
11/1/2031			156,628	156,628	560,155
5/1/2032	255,000	5.75%	156,628	411,628	
11/1/2032			149,296	149,296	560,924
5/1/2033	270,000	5.75%	149,296	419,296	
11/1/2033			141,534	141,534	560,830
5/1/2034	285,000	5.75%	141,534	426,534	
11/1/2034			133,340	133,340	559,874
5/1/2035	300,000	5.90%	133,340	433,340	
11/1/2035			124,490	124,490	557,830
5/1/2036	320,000	5.90%	124,490	444,490	
11/1/2036			115,050	115,050	559,540
5/1/2037	340,000	5.90%	115,050	455,050	
11/1/2037			105,020	105,020	560,070
5/1/2038	360,000	5.90%	105,020	465,020	
11/1/2038			94,400	94,400	559,420
5/1/2039	380,000	5.90%	94,400	474,400	
11/1/2039			83,190	83,190	557,590
5/1/2040	405,000	5.90%	83,190	488,190	
11/1/2040			71,243	71,243	559,433
5/1/2041	430,000	5.90%	71,243	501,243	
11/1/2041			58,558	58,558	559,800
5/1/2042	455,000	5.90%	58,558	513,558	
11/1/2042			45,135	45,135	558,693
5/1/2043	480,000	5.90%	45,135	525,135	
11/1/2043			30,975	30,975	556,110
5/1/2044	510,000	5.90%	30,975	540,975	
11/1/2044			15,930	15,930	556,905
5/1/2045	540,000	5.90%	15,930	555,930	
11/1/2045					555,930
	7,060,000		6,004,483	13,064,483	13,064,483

Summary of Revenues, Expenditures and Changes in Fund Balances
Fiscal Year 2023 Modified Tentative Budget

ACCOUNT DESCRIPTION	ACTUAL FY 2021	ADOPTED BUDGET FY 2022	ACTUAL THRU JUL - 2022	PROJECTED AUG - SEP-2022	TOTAL PROJECTED FY 2022	ANNUAL BUDGET FY 2023
REVENUES						
Interest - Investments	\$ 35	-	\$ 262	\$ 131	\$ 393	\$ -
Special Assmnts- Tax Collector	101,178	141,614	136,600	-	136,600	150,525
Special Assmnts- CDD Collected	60,856	-	13,101	-	13,101	-
Special Assmnts- Discounts	-	-	(5,347)	-	(5,347)	(6,021)
TOTAL REVENUES	162,069	141,614	144,616	131	144,747	144,504
EXPENDITURES						
<i>Administrative</i>						
Misc-Assessment Collection Cost	-	-	2,256	-	2,256	3,011
Total Administrative	-	-	2,256	-	2,256	3,011
<i>Debt Service</i>						
Principal Debt Retirement	40,000	40,000	40,000	-	40,000	40,000
Principal Prepayments	-	-	20,000	-	20,000	-
Interest Expense	103,258	101,614	101,508	-	101,508	98,819
Total Debt Service	143,258	141,614	161,508	-	161,508	138,819
TOTAL EXPENDITURES	143,258	141,614	163,764	-	163,764	141,829
Excess (deficiency) of revenues Over (under) expenditures	18,811	-	(19,148)	131	(19,017)	2,675
OTHER FINANCING SOURCES (USES)						
Operating Transfers-Out	(113,205)	-	(9)	-	(9)	-
Contribution to (Use of) Fund Balance	-	-	-	-	-	2,675
TOTAL OTHER SOURCES (USES)	(113,205)	-	(9)	-	(9)	2,675
Net change in fund balance	(94,394)	-	(19,157)	131	(19,026)	2,675
FUND BALANCE, BEGINNING	1	144,476	144,476	-	144,476	125,450
FUND BALANCE, ENDING	\$ 144,476	\$ 144,476	\$ 125,322	\$ 131	\$ 125,450	\$ 128,125

DEBT SERVICE SERIES 2016A-1

Period Ending	Principal	Coupon	Interest	Debt Service	Annual Debt
11/1/2022			49,409	49,409	49,409
5/1/2023	40,000	4.55%	49,409	89,409	
11/1/2023			48,499	48,499	137,909
5/1/2024	45,000	4.55%	48,499	93,499	
11/1/2024			47,476	47,476	140,975
5/1/2025	45,000	4.55%	47,476	92,476	
11/1/2025			46,452	46,452	138,928
5/1/2026	45,000	4.55%	46,452	91,452	
11/1/2026			45,428	45,428	136,880
5/1/2027	50,000	5.25%	45,428	95,428	
11/1/2027			44,116	44,116	139,544
5/1/2028	50,000	5.25%	44,116	94,116	
11/1/2028			42,803	42,803	136,919
5/1/2029	55,000	5.25%	42,803	97,803	
11/1/2029			41,359	41,359	139,163
5/1/2030	60,000	5.25%	41,359	101,359	
11/1/2030			39,784	39,784	141,144
5/1/2031	60,000	5.25%	39,784	99,784	
11/1/2031			38,209	38,209	137,994
5/1/2032	65,000	5.25%	38,209	103,209	
11/1/2032			36,503	36,503	139,713
5/1/2033	65,000	5.25%	36,503	101,503	
11/1/2033			34,797	34,797	136,300
5/1/2034	70,000	5.25%	34,797	104,797	
11/1/2034			32,959	32,959	137,756
5/1/2035	75,000	5.25%	32,959	107,959	
11/1/2035			30,991	30,991	138,950
5/1/2036	80,000	5.25%	30,991	110,991	
11/1/2036			28,891	28,891	139,881
5/1/2037	85,000	5.38%	28,891	113,891	
11/1/2037			26,606	26,606	140,497
5/1/2038	90,000	5.38%	26,606	116,606	
11/1/2038			24,188	24,188	140,794
5/1/2039	90,000	5.38%	24,188	114,188	
11/1/2039			21,769	21,769	135,956
5/1/2040	95,000	5.38%	21,769	116,769	
11/1/2040			19,216	19,216	135,984
5/1/2041	105,000	5.38%	19,216	124,216	
11/1/2041			16,394	16,394	140,609
5/1/2042	110,000	5.38%	16,394	126,394	
11/1/2042			13,438	13,438	139,831
5/1/2043	115,000	5.38%	13,438	128,438	
11/1/2043			10,347	10,347	138,784
5/1/2044	120,000	5.38%	10,347	130,347	
11/1/2044			7,122	7,122	137,469
5/1/2045	130,000	5.38%	7,122	137,122	
11/1/2045			3,628	3,628	140,750
5/1/2046	135,000	5.38%	3,628	138,628	
11/1/2046					138,628
	1,880,000		1,500,766	3,380,766	3,380,766

ASTURIA

Community Development District

*Debt Service Fund***Budget Narrative**
Fiscal Year 2023**REVENUES****Special Assessments-Tax Collector**

The District will levy a Non-Ad Valorem assessment on all sold and platted parcels (using the uniform method) within the District in order to pay for the operating expenditures during the Fiscal Year.

Special Assessments-Discounts

Per Section 197.162 and Section 197.3632 of the Florida Statutes, discounts are allowed for early payments of assessments collected by the Tax Collector and only when the Tax Collector is using the uniform methodology. The budgeted amount for the fiscal year is calculated at 4% of the anticipated Non-Ad Valorem assessments.

EXPENDITURES**Administrative****Miscellaneous-Assessment Collection Costs**

The District reimburses the Pasco County Tax Collector for necessary administrative costs. Per the Florida Statutes, administrative costs shall include, but not be limited to, those costs associated with personnel, forms, supplies, data processing, computer equipment, postage, and programming. The District also compensates the Tax Collector for the actual cost of collection or 2% on the amount of special assessments collected and remitted, whichever is greater. The assessment collection cost is based on a maximum of 2% of the anticipated assessment collections.

Debt Service**Principal Debt Retirement**

The District pays regular principal payments annually in order to pay down/retire the debt.

Interest Expense

The District makes semi-annual interest payments on the outstanding debt.

Astoria
Community Development District

Supporting Budget Schedules
Fiscal Year 2023

ASTURIA
Community Development District

Astoria
Community Development District

Lot Size	O&M Phase	Allocation of Equalized Costs FY 2023									Allocation of Stratified Costs FY 2023					Allocation of Reserve Fund FY 2023					Total Assessment				
		2014A-1 Units	2016A-1 Units	EAU Factor	Total EAU	%	Total Budget	Per Unit Assessment	EAU Factor	Total EAU	%	Total Budget	Per Unit Assessment	EAU Factor	Total EAU	%	Total Budget	Per Unit Assessment	2014A-1 DS	2016A-1 DS	FY 2023	FY 2022	% Change		
		Units	Units																						
Single Family 36' TND	1	32	32	0	1	32	4.79%	\$39,652.61	\$1,239.14	0.65	20.95	3.53%	\$7,990.18	\$249.69	1	32	4.79%	\$907.12	\$28.35	\$950.00	\$0.00	\$2,467.18	\$2,292.03	7.64%	
Single Family 45' TND	1	41	41	0	1	41	6.14%	\$50,804.91	\$1,239.14	0.82	33.55	5.65%	\$12,796.77	\$312.12	1	41	6.14%	\$1,162.25	\$28.35	\$1,100.00	\$0.00	\$2,679.61	\$2,482.99	7.92%	
Single Family 55' TND	1	57	57	0	1	57	8.53%	\$70,631.21	\$1,239.14	1.00	57.00	9.60%	\$21,744.11	\$381.48	1	57	8.53%	\$1,615.81	\$28.35	\$1,250.00	\$0.00	\$2,898.97	\$2,678.50	8.23%	
Single Family 55'	1	69	69	0	1	69	10.33%	\$85,500.94	\$1,239.14	1.00	69.00	11.63%	\$26,321.82	\$381.48	1	69	10.33%	\$1,955.98	\$28.35	\$1,300.00	\$0.00	\$2,948.97	\$2,728.50	8.08%	
Single Family 65'	1	49	49	0	1	49	7.34%	\$60,718.06	\$1,239.14	1.18	57.91	9.76%	\$22,090.91	\$450.83	1	49	7.34%	\$1,389.03	\$28.35	\$1,350.00	\$0.00	\$3,068.33	\$2,824.02	8.65%	
Single Family 55'	2	126	126	0	1	126	18.86%	\$156,132.15	\$1,239.14	1.00	126.00	21.23%	\$48,065.93	\$381.48	1	126	18.86%	\$3,571.79	\$28.35	\$1,300.00	\$0.00	\$2,948.97	\$2,728.50	8.08%	
Single Family 65'	2	31	31	0	1	31	4.64%	\$38,413.47	\$1,239.14	1.18	36.64	6.17%	\$13,975.88	\$450.83	1	31	4.64%	\$878.77	\$28.35	\$1,350.00	\$0.00	\$3,068.33	\$2,824.02	8.65%	
Single Family 45' TND	3	43	43	0	1	43	6.44%	\$53,283.19	\$1,239.14	0.82	35.18	5.93%	\$13,421.01	\$312.12	1	43	6.44%	\$1,218.95	\$28.35	\$1,100.00	\$0.00	\$2,679.61	\$2,482.99	7.92%	
Single Family 55' TND	3	25	25	0	1	25	3.74%	\$30,978.60	\$1,239.14	1.00	25.00	4.21%	\$9,536.89	\$381.48	1	25	3.74%	\$708.69	\$28.35	\$1,250.00	\$0.00	\$2,898.97	\$2,678.50	8.23%	
Single Family 65'	3	8	8	0	1	8	1.20%	\$9,913.15	\$1,239.14	1.18	9.45	1.59%	\$3,606.68	\$450.83	1	8	1.20%	\$226.78	\$28.35	\$1,350.00	\$0.00	\$3,068.33	\$2,824.02	8.65%	
Townhomes	3	108	0	108	1	108	16.17%	\$133,827.56	\$1,239.14	0.40	43.20	7.28%	\$16,479.75	\$152.59	1	108	16.17%	\$3,061.54	\$28.35	\$0.00	\$500.00	\$1,920.08	\$1,778.31	7.97%	
Single Family 55'	3	22	0	22	1	22	3.29%	\$27,261.17	\$1,239.14	1.00	22.00	3.71%	\$8,392.46	\$381.48	1	22	3.29%	\$623.65	\$28.35	\$0.00	\$1,300.00	\$2,948.97	\$2,728.50	8.08%	
Single Family 65'	3	18	0	18	1	18	2.69%	\$22,304.59	\$1,239.14	1.18	21.27	3.58%	\$8,115.03	\$450.83	1	18	2.69%	\$510.26	\$28.35	\$0.00	\$1,350.00	\$3,068.33	\$2,824.02	8.65%	
Single Family 65'	4	22	0	22	1	22	3.29%	\$27,261.17	\$1,239.14	1.18	26.00	4.38%	\$9,918.37	\$450.83	1	22	3.29%	\$623.65	\$28.35	\$0.00	\$1,350.00	\$3,068.33	\$2,824.02	8.65%	
Townhomes	5	10	0	10	1	10	1.50%	\$12,391.44	\$1,239.14	0.40	4.00	0.67%	\$1,525.90	\$152.59	1	10	1.50%	\$283.48	\$28.35	\$0.00	\$500.00	\$1,920.08	\$1,778.31	7.97%	
Single Family 50'	5	7	0	7	1	7	1.05%	\$8,674.01	\$1,239.14	0.91	6.37	1.07%	\$2,430.00	\$347.14	1	7	1.05%	\$198.43	\$28.35	\$0.00	\$1,275.00	\$2,889.63	\$2,680.97	7.78%	
Total		668	481	187		668	100%			593.52	100%				668	100%									

4B.

RESOLUTION 2022-15**A RESOLUTION OF THE BOARD OF SUPERVISORS OF THE ASTURIA COMMUNITY DEVELOPMENT DISTRICT MAKING A DETERMINATION OF BENEFIT AND IMPOSING SPECIAL ASSESSMENTS FOR FISCAL YEAR 2022/2023; PROVIDING FOR THE COLLECTION AND ENFORCEMENT OF SPECIAL ASSESSMENTS; CERTIFYING AN ASSESSMENT ROLL; PROVIDING FOR AMENDMENTS TO THE ASSESSMENT ROLL; PROVIDING A SEVERABILITY CLAUSE; AND PROVIDING AN EFFECTIVE DATE.**

WHEREAS, the Asturia Community Development District (“**District**”) is a local unit of special-purpose government established pursuant to Chapter 190, *Florida Statutes*, for the purpose of providing, operating and maintaining infrastructure improvements, facilities and services to the lands within the District; and

WHEREAS, the District is located in Pasco County, Florida (“**County**”); and

WHEREAS, the District has constructed or acquired various infrastructure improvements and provides certain services in accordance with the District’s adopted capital improvement plan and Chapter 190, *Florida Statutes*; and

WHEREAS, the Board of Supervisors (“**Board**”) of the District hereby determines to undertake various operations and maintenance and other activities described in the District’s budget (“**Adopted Budget**”) for the fiscal year beginning October 1, 2022 and ending September 30, 2023 (“**Fiscal Year 2022/2023**”), attached hereto as **Exhibit “A”** and incorporated by reference herein; and

WHEREAS, the District must obtain sufficient funds to provide for the operation and maintenance of the services and facilities provided by the District as described in the Adopted Budget; and

WHEREAS, the provision of such services, facilities, and operations is a benefit to lands within the District; and

WHEREAS, Chapter 190, *Florida Statutes*, provides that the District may impose special assessments on benefitted lands within the District; and

WHEREAS, it is in the best interests of the District to proceed with the imposition of the special assessments for operations and maintenance in the amount set forth in the Adopted Budget; and

WHEREAS, the District has previously levied an assessment for debt service, which the District desires to collect for Fiscal Year 2022/2023; and

WHEREAS, Chapter 197, *Florida Statutes*, provides a mechanism pursuant to which such special assessments may be placed on the tax roll and collected by the local tax collector (“**Uniform Method**”), and the District has previously authorized the use of the Uniform Method by, among other things, entering into agreements with the Property Appraiser and Tax Collector of the County for that purpose; and

WHEREAS, it is in the best interests of the District to adopt the Assessment Roll of the Asturia Community Development District (“**Assessment Roll**”) attached to this Resolution as **Exhibit “B”** and incorporated as a material part of this Resolution by this reference, and to certify the Assessment Roll to the County Tax Collector pursuant to the Uniform Method; and

WHEREAS, it is in the best interests of the District to permit the District Manager to amend the Assessment Roll, certified to the County Tax Collector by this Resolution, as the Property Appraiser updates the property roll for the County, for such time as authorized by Florida law.

**NOW, THEREFORE, BE IT RESOLVED BY THE BOARD
OF SUPERVISORS OF THE ASTURIA COMMUNITY
DEVELOPMENT DISTRICT:**

SECTION 1. BENEFIT & ALLOCATION FINDINGS. The Board hereby finds and determines that the provision of the services, facilities, and operations as described in **Exhibit “A”** confers a special and peculiar benefit to the lands within the District, which benefit exceeds or equals the cost of the assessments. The allocation of the assessments to the specially benefitted lands, as shown in **Exhibits “A” and “B,”** is hereby found to be fair and reasonable.

SECTION 2. ASSESSMENT IMPOSITION. Pursuant to Chapters 190 and 197, *Florida Statutes*, and using the procedures authorized by Florida law for the levy and collection of special assessments, a special assessment for operation and maintenance is hereby imposed and levied on benefitted lands within the District, and in accordance with **Exhibits “A” and “B.”** The lien of the special assessments for operations and maintenance imposed and levied by this Resolution shall be effective upon passage of this Resolution.

SECTION 3. COLLECTION. The collection of the operation and maintenance special assessments and previously levied debt service assessments shall be at the same time and in the same manner as County taxes in accordance with the Uniform Method, as indicated on **Exhibits “A” and “B.”** The decision to collect special assessments by any particular method – e.g., on the tax roll or by direct bill – does not mean that such method will be used to collect special assessments in future years, and the District reserves the right in its sole discretion to select collection methods in any given year, regardless of past practices.

SECTION 4. ASSESSMENT ROLL. The Assessment Roll, attached to this Resolution as **Exhibit “B,”** is hereby certified to the County Tax Collector and shall be collected by the County Tax Collector in the same manner and time as County taxes. The proceeds therefrom shall be paid to the District.

SECTION 5. ASSESSMENT ROLL AMENDMENT. The District Manager shall keep apprised of all updates made to the County property roll by the Property Appraiser after the date of this Resolution, and shall amend the Assessment Roll in accordance with any such updates, for such time as authorized by Florida law, to the County property roll. After any amendment of the Assessment Roll, the District Manager shall file the updates in the District records.

SECTION 6. SEVERABILITY. The invalidity or unenforceability of any one or more provisions of this Resolution shall not affect the validity or enforceability of the remaining portions of this Resolution, or any part thereof.

SECTION 7. EFFECTIVE DATE. This Resolution shall take effect upon the passage and adoption of this Resolution by the Board.

PASSED AND ADOPTED this _____ day of _____, 2022.

ATTEST:

**ASTURIA COMMUNITY
DEVELOPMENT DISTRICT**

Secretary / Assistant Secretary

By: _____

Its: _____

- Exhibit A:** Budget
- Exhibit B:** Assessment Roll

Fifth Order of Business

5A.

**MINUTES OF MEETING
ASTURIA COMMUNITY DEVELOPMENT DISTRICT**

1 The regular meeting of the Board of Supervisors of the Asturia Community Development
2 District was held on Tuesday, May 24, 2022 at 6:00 p.m. in the Gathering Room, Asturia
3 Clubhouse, 14575 Promenade Parkway, Odessa, FL 33556.

4
5 Present and constituting a quorum were:

6	7 Jon Tietz	Chairman
8	Jacques Darius	Assistant Secretary
9	Glen Penning	Assistant Secretary
10	Susan Coppa	Assistant Secretary
11	Marie Pearson	Assistant Secretary

12
13 Also present were:

14	15 Bob Nanni	District Manager
16	Lauren Gentry	District Counsel
17	Michael Osipov	District Engineer
18	Audience	

19
20 *The following is a summary of the discussions and actions taken.*

21
22 **FIRST ORDER OF BUSINESS**

Call to Order

23 Mr. Nanni called the meeting to order and a quorum was established.

24
25 **SECOND ORDER OF BUSINESS**

Addition and Deletion

26 Mr. Tietz requested RedTree discussion be added to the agenda. Mr. Lucadano was present,
27 so this discussion was moved up on the agenda. Discussion ensued regarding RedTree’s
28 performance. The discussion became intense, and the RedTree representative left the
29 meeting.

30
31 Mr. Penning asked to have a discussion regarding the Inframark District Manager added to
32 the agenda for a later time in the meeting.

33
34 The agenda sheet for Asturia is to be revised to read Glen Penning as a Supervisor.

35
36 The Board moved vote on Board Officers up to the beginning of the agenda.

37
38 On MOTION by Mr. Darius, seconded by Mr. Penning, with all in
39 favor, selection of Mr. Tietz as Chairman was approved with Mr.
40 Tietz abstaining from voting. 4-0

42 On MOTION by Mr. Darius, seconded by Ms. Pearson, with all in
43 favor, selection of Mr. Penning as Vice Chairman was approved
44 with Mr. Penning abstaining from voting. 4-0

45
46
47 **THIRD ORDER OF BUSINESS** **Audience Comments on Agenda Items**

48 Audience Comments were received regarding landscaping, irrigation, and landscape
49 projects.

50
51 **FOURTH ORDER OF BUSINESS** **Consent Agenda**

- 52 **A. Approval of the Minutes of the May 4, 2022 Meeting**
- 53 **B. Approval of April 30, 2022 Financial Report**
- 54 **C. Consideration of the Operations and Maintenance Expenditures for April 2022**

55
56 On MOTION by Mr. Tietz, seconded by Ms. Pearson, with all in
57 favor, the Consent Agenda consisting of the Minutes of the May 4,
58 2022 Meeting, April 30, 2022 Financial Report, and the Operations
59 and Maintenance Expenditures for April 2022 was approved. 5-0

60
61 Mr. Penning commented that he believes the swearing in should have the Seats
62 reversed with Ms. Pearson and Ms. Coppa. Mr. Nanni will check on this matter.

63
64 On MOTION by Mr. Penning, seconded by Mr. Darius, with all in
65 favor, stopping payment to RedTree for the May invoice was
66 approved. 5-0

67
68 **FIFTH ORDER OF BUSINESS** **Staff Report**

69 **A. District Engineer**

70 Mr. Osipov updated the Board on the status of tasks. He noted the new stormwater
71 legislation report is in process. Mr. Osipov stated that the stormwater legislation report
72 should be sent to Inframark by May 21, 2022, the Road Project Review is 30-60 days
73 out, and an unofficial review of Universal Report was conducted.

74
75 **B. District Counsel**

76 No report.

77
78 **C. Field Inspection Reports**

79 **i. Blue Water Aquatic Report: May 2022**

80 The Aquatic Report was presented. A resident questioned trash being found in the
81 water.

82
83
84
85
86
87
88
89
90
91
92
93
94
95
96
97
98
99
100
101
102
103
104
105
106
107
108
109
110
111
112
113
114
115
116
117
118
119
120
121
122

ii. RedTree Landscape Report: May 2022

This item was discussed previously in the meeting.

D. District Manager

i. Consideration of Resolution 2022-09, Election of Officers

On MOTION by Mr. Darius, seconded by Mr. Tietz, with all in favor, Resolution 2022-09, Election of Officers was adopted. 5-0

ii. Presentation of Proposed Budget for Fiscal Year 2023

Discussion ensued regarding the high water mark process for the 2023 budget.

Mr. Penning and others discussed needs in the community, so they decided to set the high water mark for 15%.

On MOTION by Mr. Tietz, seconded by Mr. Darius, with all in favor, the high water mark for 2023 Fiscal Year Budget was set at 15%. 5-0

iii. Consideration of Resolution 2022-10, Approving Proposed Budget and Setting the Public Hearing

On MOTION by Mr. Tietz, seconded by Mr. Penning, with all in favor, Resolution 2022-10, Approving Proposed Budget and Setting the Public Hearing for Tuesday, August 23, 2022 at 6:00 p.m. at the Asturia Clubhouse located at 14575 Promenade Parkway Odessa, Florida 33556 was adopted. 5-0

Board requested that additions of known costs in the next 2023 budget draft be shown.

iv. Discussion of Pool Repair Proposals

Discussion regarding American Leak Detection indicated pool loss is minimal, and believed to be due to evaporation at this point. Any agenda item for pool repairs shall be tabled until they are brought up again.

v. Discussion of Fence Repair Proposals

On MOTION by Mr. Tietz, seconded by Mr. Penning, with all in favor, the A/C work in an amount not to exceed \$3,700 was approved. 5-0

123
124
125
126
127
128
129
130
131
132
133
134
135
136
137
138
139

SIXTH ORDER OF BUSINESS

Supervisor Request

Supervisor requests were received. A discussion was regarding the Inframark District Manager’s performance.

SEVENTH ORDER OF BUSINESS

Audience Comments

Audience Comments were received.

EIGHTH ORDER OF BUSINESS

Adjournment

There being no further business,

On MOTION by Mr. Tietz, seconded by Mr. Darius, with all in favor, the meeting was adjourned. 5-0

Chairman

5B.

**DOCUMENT TO BE DISTRIBUTED
AT THE MEETING**

5C.

**MINUTES OF WORKSHOP
ASTURIA COMMUNITY DEVELOPMENT DISTRICT**

1 A workshop of the Board of Supervisors of the Asturia Community Development District
2 was held on Tuesday, August 9, 2022 at 6:00 p.m. in the Gathering Room, Asturia Clubhouse,
3 14575 Promenade Parkway, Odessa, FL 33556.

4
5 Present were:

6	7 Jon Tietz	Chairman
8	8 Glen Penning	Assistant Secretary
9	9 Susan Coppa	Assistant Secretary
10	10 Marie Pearson	Assistant Secretary

11
12 Also present were:
13 Ryan Montesano

14
15 *The following items were discussed during the August 9, 2022 Asturia Community*
16 *Development District Workshop; no motions, votes or actions were taken. Any action to be*
17 *taken on the items listed below will occur at a regular meeting of the Board of Supervisors.*

18
19 **FIRST ORDER OF BUSINESS**

Call to Order

20 the meeting was called to order.

21
22 **SECOND ORDER OF BUSINESS**

Discussion and Decision Opportunities

- 23 • **Vox Pop** – Mr. Montesano was presented and discussed a possible agreement with the
24 CDD to install landscaping.
- 25
- 26 • **In attendance:** Present were Chairman Mr. Tietz, Mr. Penning, Ms. Pearson, and Ms.
27 Coppa.
- 28
- 29 • **Business of the Committee – Ongoing**
- 30
- 31 • **Vendor Update.** Mr. Tietz updated the Board that he had changed the vendor policy to
32 require a written report in advance and would be requested by the Chairman or Inframark
33 to attend based on the report. After submitting a written report, the vendors would not be
34 required to attend in order to shorten the meetings for cost considerations. The Board
35 discussed various options and advantages versus disadvantages of that format.
- 36
- 37 • **Legal Counsel.** The Board discussed that Counsel had called the Chairman regarding the
38 format change and that they would need to be present to best serve the Board. The Board
39 also discussed land use and the conflict presented by the previously engaged firm. Mr.
40 Tietz also updated the Board that he heard from Mr. Jimerson Birr that a report would be
41 received tomorrow. The Board discussed that Counsel will no longer need to be present at

42 routine meetings.

43

44 • **Discussion of Construction Proposals.** Mr. Penning updated the Board that a decision
45 cannot be made with the contractor unless the financial statements are firmly in order.
46 Mr. Penning stated Claymore can be repaired for approximately \$8,000. Action item to
47 add on the agenda item for management to provide an actual and unprojected balance of
48 all funds.

49 • **Management.** The board discussed that there are major concerns and issues surrounding
50 Inframark’s current management.

51

52 • **Discussion of Staffing.** The board reviewed a proposal from Mr. Penning with a cost
53 analysis. Action item to add this proposal and it’s six recommendations to the agenda for
54 the August meeting.

55 • **Discussions of Amenities Policies.** The Board reviewed and updated General Counsel’s
56 document with suggestions for policies.

57

58 • **Discussion of Land Use Counsel.** Mr. Tietz updated the Board with the timing of
59 upcoming reports.

60

61 • **Discussion of Management.** Action item to add on the agenda a consideration of a 60-
62 day notice for Management’s performance.

63 • **Staffing.** The Board discussed possibility of staff using a PEO, Inframark, or direct
64 employment and efficiency regarding Board responsibilities.

65

66 • **Budget.** The Board would like Inframark to review the Internet and TV contracts for the
67 amenities center and make repairs/corrections and remove the need for Cable TV
68 access.

69 **THIRD ORDER OF BUSINESS**

Public Comment (Limited to 3 Minutes)

70 None.

71 **FOURTH ORDER OF BUSINESS**

Adjournment

72 Without objection the Committee stands adjourned at 9:26 p.m. The next regular CDD
73 meeting is September 27, 2022 at 6 p.m. at the Asturia CDD Clubhouse.

74

75

76

77

Chairman

5D.

ASTURIA
Community Development District

Financial Report

July 31, 2022

(unaudited)

Prepared By



ASTURIA

Community Development District

Table of Contents

<u>FINANCIAL STATEMENTS</u>		Page #
Balance Sheet - All Funds		1
Statement of Revenues, Expenditures and Changes in Fund Balance		
General Fund		2 - 4
Reserve Fund		5
Debt Service Funds		6 - 7
Capital Project Fund(s)		8
<u>SUPPORTING SCHEDULES</u>		
Non-Ad Valorem Assessments Collection - Schedule		9
Cash and Investment Report		10
Bank Reconciliation		11
Check Register		12 - 14

ASTURIA
Community Development District

Financial Statements

(Unaudited)

July 31, 2022

Balance Sheet
July 31, 2022

ACCOUNT DESCRIPTION	GENERAL FUND	RESERVE FUND	DEBT SERVICE FUND - SERIES 2014	DEBT SERVICE FUND - SERIES 2016	CAPITAL PROJECTS FUND - SERIES 2016	TOTAL
ASSETS						
Cash - Checking Account	\$ 60,623	\$ -	\$ -	\$ -	\$ -	\$ 60,623
Due From Other Funds	-	27,416	-	-	-	27,416
Investments:						
Money Market Account	500,935	-	-	-	-	500,935
Construction Fund (A-1)	-	-	-	-	436	436
Interest Fund (A-1)	-	-	5	1	-	6
Prepayment Fund (A-1)	-	-	1	1	-	2
Reserve Fund (A-1)	-	-	288,430	73,108	-	361,538
Revenue Fund (A-1)	-	-	269,241	52,211	-	321,452
Sinking Fund (A-1)	-	-	4	1	-	5
Prepaid Items	66	-	-	-	-	66
Deposits	13,951	-	-	-	-	13,951
TOTAL ASSETS	\$ 575,575	\$ 27,416	\$ 557,681	\$ 125,322	\$ 436	\$ 1,286,430
LIABILITIES						
Accounts Payable	\$ 22,801	\$ -	\$ -	\$ -	\$ -	\$ 22,801
Accrued Expenses	8,722	-	-	-	-	8,722
Deposits - Rentals	1,000	-	-	-	-	1,000
Due To Other Funds	27,416	-	-	-	-	27,416
TOTAL LIABILITIES	59,939	-	-	-	-	59,939
FUND BALANCES						
Nonspendable:						
Prepaid Items	66	-	-	-	-	66
Deposits	13,951	-	-	-	-	13,951
Restricted for:						
Debt Service	-	-	557,681	125,322	-	683,003
Capital Projects	-	-	-	-	436	436
Unassigned:	501,622	27,416	-	-	-	529,038
TOTAL FUND BALANCES	\$ 515,639	\$ 27,416	\$ 557,681	\$ 125,322	\$ 436	\$ 1,226,494
TOTAL LIABILITIES & FUND BALANCES	\$ 575,578	\$ 27,416	\$ 557,681	\$ 125,322	\$ 436	\$ 1,286,433

Statement of Revenues, Expenditures and Changes in Fund Balances
For the Period Ending July 31, 2022

ACCOUNT DESCRIPTION	ANNUAL ADOPTED BUDGET	YEAR TO DATE ACTUAL	YTD ACTUAL AS A % OF ADOPTED BUD	JUL-22 ACTUAL
REVENUES				
Interest - Investments	\$ -	\$ 970	0.00%	\$ 601
Room Rentals	-	6,309	0.00%	-
Interest - Tax Collector	-	1	0.00%	-
Special Assmnts- Tax Collector	846,661	894,514	105.65%	-
Special Assmnts- CDD Collected	-	21,267	0.00%	-
Special Assmnts- Discounts	-	(35,014)	0.00%	-
Developer Contribution	-	33,127	0.00%	-
Other Miscellaneous Revenues	15,000	15,385	102.57%	-
Access Cards	-	225	0.00%	-
Event Fees	-	374	0.00%	-
TOTAL REVENUES	861,661	937,158	108.76%	601
EXPENDITURES				
Administration				
P/R-Board of Supervisors	7,600	6,800	89.47%	1,800
FICA Taxes	-	474	0.00%	138
ProfServ-Administrative	5,130	855	16.67%	-
ProfServ-Arbitrage Rebate	1,000	1,000	100.00%	-
ProfServ-Engineering	5,000	10,623	212.46%	8,667
ProfServ-Legal Services	27,000	22,400	82.96%	10,727
ProfServ-Mgmt Consulting	18,918	41,790	220.90%	4,830
ProfServ-Trustee Fees	8,500	7,458	87.74%	-
Assessment Roll	4,750	4,750	100.00%	-
Disclosure Report	5,000	-	0.00%	-
Accounting Services	17,100	2,850	16.67%	-
Auditing Services	3,575	3,575	100.00%	3,575
Website Hosting/Email services	5,500	2,940	53.45%	384
Mailed Notices - Postage	600	217	36.17%	8
Public Officials Insurance	3,256	3,870	118.86%	-
Legal Advertising	1,500	831	55.40%	115
Misc-Assessment Collection Cost	-	14,728	0.00%	-
Tax Collector/Property Appraiser Fees	150	150	100.00%	-
Financial & Revenue Collections	3,420	570	16.67%	-
Dues, Licenses, Subscriptions	500	175	35.00%	-
Total Administration	118,499	126,056	106.38%	30,244

Statement of Revenues, Expenditures and Changes in Fund Balances
For the Period Ending July 31, 2022

ACCOUNT DESCRIPTION	ANNUAL ADOPTED BUDGET	YEAR TO DATE ACTUAL	YTD ACTUAL AS A % OF ADOPTED BUD	JUL-22 ACTUAL
<u>Electric Utility Services</u>				
Electricity - Streetlights	187,047	101,988	54.53%	18,137
Utility - Irrigation	1,800	6,215	345.28%	365
Utility Services	1,200	247	20.58%	31
Utility - Recreation Facilities	21,000	14,644	69.73%	2,266
Total Electric Utility Services	211,047	123,094	58.33%	20,799
<u>Garbage/Solid Waste Services</u>				
Garbage - Recreation Facility	425	554	130.35%	-
Solid Waste Assessment	625	663	106.08%	-
Total Garbage/Solid Waste Services	1,050	1,217	115.90%	-
<u>Water-Sewer Comb Services</u>				
Utility - Reclaimed Water	55,000	29,404	53.46%	2,440
Total Water-Sewer Comb Services	55,000	29,404	53.46%	2,440
<u>Stormwater Control</u>				
Stormwater Assessment	900	611	67.89%	-
Aquatic Maintenance	7,760	6,360	81.96%	640
Total Stormwater Control	8,660	6,971	80.50%	640
<u>Other Physical Environment</u>				
Field Operations	7,200	1,200	16.67%	-
Insurance - Property	14,881	10,739	72.17%	1,790
Insurance - General Liability	3,552	3,579	100.76%	-
R&M-Irrigation	1,000	2,164	216.40%	1,709
Landscape Maintenance	202,036	151,237	74.86%	38,475
Landscape Replacement	2,000	-	0.00%	-
Holiday Lighting & Decorations	2,000	1,965	98.25%	-
Total Other Physical Environment	232,669	170,884	73.45%	41,974
<u>Contingency</u>				
Misc-Contingency	91,367	563	0.62%	154
Total Contingency	91,367	563	0.62%	154
<u>Road and Street Facilities</u>				
R&M-Sidewalks	2,000	-	0.00%	-
Roadway Repair & Maintenance	5,000	-	0.00%	-
R&M-Pressure Washing	5,000	-	0.00%	-
Total Road and Street Facilities	12,000	-	0.00%	-

Statement of Revenues, Expenditures and Changes in Fund Balances
For the Period Ending July 31, 2022

ACCOUNT DESCRIPTION	ANNUAL ADOPTED BUDGET	YEAR TO DATE ACTUAL	YTD ACTUAL AS A % OF ADOPTED BUD	JUL-22 ACTUAL
<u>Parks and Recreation - General</u>				
Payroll-Salaries	77,553	8,329	10.74%	-
ProfServ-Field Management	-	18,011	0.00%	3,407
ProfServ-Pool Maintenance	10,440	9,240	88.51%	1,410
ProfServ-Wildlife Management Service	2,400	875	36.46%	875
Contracts-Mgmt Services	7,800	2,450	31.41%	-
Contracts-Cleaning Services	-	10,148	0.00%	1,200
Contracts-Pest Control	660	495	75.00%	55
Telephone/Fax/Internet Services	3,200	2,481	77.53%	249
R&M-Fitness Equipment	2,500	873	34.92%	543
Roadway Repair & Maintenance	-	-	0.00%	673
Amenity Maintenance & Repairs	2,500	2,992	119.68%	-
Facility A/C & Heating Maintenance & Repair	1,500	4,875	325.00%	-
Boardwalk and Bridge Maintenance	1,000	-	0.00%	-
Pool Furniture repair & replacement	3,500	2,184	62.40%	540
Security System Monitoring & Maint.	3,800	1,334	35.11%	60
Dog Park Maintenance	250	-	0.00%	-
Miscellaneous Expenses	2,000	2,122	106.10%	523
Office Supplies	150	139	92.67%	-
Clubhouse - Facility Janitorial Supplies	1,600	870	54.38%	122
Park Garbage & Dog Waste Station Supplies	8,216	6,162	75.00%	685
Pool Permits	300	280	93.33%	-
Total Parks and Recreation - General	129,369	73,860	57.09%	10,342
<u>Special Events</u>				
Special Events	2,000	2,000	100.00%	-
Total Special Events	2,000	2,000	100.00%	-
TOTAL EXPENDITURES	861,661	534,049	61.98%	106,593
Excess (deficiency) of revenues				
Over (under) expenditures	-	403,109	0.00%	(105,992)
<u>OTHER FINANCING SOURCES (USES)</u>				
Interfund Transfer - In	-	112,530	0.00%	-
TOTAL FINANCING SOURCES (USES)	-	112,530	0.00%	-
Net change in fund balance	\$ -	\$ 515,639	0.00%	\$ (105,992)
FUND BALANCE, BEGINNING (OCT 1, 2021)	-	-		
FUND BALANCE, ENDING	\$ -	\$ 515,639		

Statement of Revenues, Expenditures and Changes in Fund Balances
For the Period Ending July 31, 2022

ACCOUNT DESCRIPTION	ANNUAL ADOPTED BUDGET	YEAR TO DATE ACTUAL	YTD ACTUAL AS A % OF ADOPTED BUD	JUL-22 ACTUAL
REVENUES				
Interest - Investments	\$ -	\$ -	0.00%	\$ -
Special Assmnts- Tax Collector	17,800	18,456	103.69%	-
Special Assmnts- Discounts	-	(722)	0.00%	-
TOTAL REVENUES	17,800	17,734	99.63%	-
EXPENDITURES				
Administration				
Misc-Assessment Collection Cost	-	355	0.00%	-
Total Administration	-	355	0.00%	-
Contingency				
Capital Reserve	17,800	-	0.00%	-
Total Contingency	17,800	-	0.00%	-
TOTAL EXPENDITURES	17,800	355	1.99%	-
Excess (deficiency) of revenues Over (under) expenditures	-	17,379	0.00%	-
Net change in fund balance	\$ -	\$ 17,379	0.00%	\$ -
FUND BALANCE, BEGINNING (OCT 1, 2021)	10,037	10,037		
FUND BALANCE, ENDING	\$ 10,037	\$ 27,416		

Statement of Revenues, Expenditures and Changes in Fund Balances
For the Period Ending July 31, 2022

ACCOUNT DESCRIPTION	ANNUAL ADOPTED BUDGET	YEAR TO DATE ACTUAL	YTD ACTUAL AS A % OF ADOPTED BUD	JUL-22 ACTUAL
<u>REVENUES</u>				
Interest - Investments	\$ -	\$ 1,137	0.00%	\$ 472
Special Assmnts- Tax Collector	562,222	597,600	106.29%	-
Special Assmnts- Discounts	-	(23,392)	0.00%	-
TOTAL REVENUES	562,222	575,345	102.33%	472
<u>EXPENDITURES</u>				
<u>Administration</u>				
Misc-Assessment Collection Cost	-	9,871	0.00%	-
Total Administration	-	9,871	0.00%	-
<u>Debt Service</u>				
Principal Debt Retirement	140,000	140,000	100.00%	-
Principal Prepayments	-	10,000	0.00%	-
Interest Expense	422,222	421,296	99.78%	-
Total Debt Service	562,222	571,296	101.61%	-
TOTAL EXPENDITURES	562,222	581,167	103.37%	-
Excess (deficiency) of revenues Over (under) expenditures	-	(5,822)	0.00%	472
Net change in fund balance	\$ -	\$ (5,822)	0.00%	\$ 472
FUND BALANCE, BEGINNING (OCT 1, 2021)	563,503	563,503		
FUND BALANCE, ENDING	\$ 563,503	\$ 557,681		

Statement of Revenues, Expenditures and Changes in Fund Balances
For the Period Ending July 31, 2022

ACCOUNT DESCRIPTION	ANNUAL ADOPTED BUDGET	YEAR TO DATE ACTUAL	YTD ACTUAL AS A % OF ADOPTED BUD	JUL-22 ACTUAL
<u>REVENUES</u>				
Interest - Investments	\$ -	\$ 262	0.00%	\$ 107
Special Assmnts- Tax Collector	141,614	136,600	96.46%	-
Special Assmnts- CDD Collected	-	13,101	0.00%	-
Special Assmnts- Discounts	-	(5,347)	0.00%	-
TOTAL REVENUES	141,614	144,616	102.12%	107
<u>EXPENDITURES</u>				
<u>Administration</u>				
Misc-Assessment Collection Cost	-	2,256	0.00%	-
Total Administration	-	2,256	0.00%	-
<u>Debt Service</u>				
Principal Debt Retirement	40,000	40,000	100.00%	-
Principal Prepayments	-	20,000	0.00%	-
Interest Expense	101,614	101,508	99.90%	-
Total Debt Service	141,614	161,508	114.05%	-
TOTAL EXPENDITURES	141,614	163,764	115.64%	-
Excess (deficiency) of revenues Over (under) expenditures	-	(19,148)	0.00%	107
<u>OTHER FINANCING SOURCES (USES)</u>				
Operating Transfers-Out	-	(9)	0.00%	-
TOTAL FINANCING SOURCES (USES)	-	(9)	0.00%	-
Net change in fund balance	\$ -	\$ (19,157)	0.00%	\$ 107
FUND BALANCE, BEGINNING (OCT 1, 2021)	144,476	144,476		
FUND BALANCE, ENDING	\$ 144,476	\$ 125,322		

Statement of Revenues, Expenditures and Changes in Fund Balances
For the Period Ending July 31, 2022

ACCOUNT DESCRIPTION	ANNUAL ADOPTED BUDGET	YEAR TO DATE ACTUAL	YTD ACTUAL AS A % OF ADOPTED BUD	JUL-22 ACTUAL
<u>REVENUES</u>				
Interest - Investments	\$ -	\$ 2	0.00%	\$ -
TOTAL REVENUES	-	2	0.00%	-
<u>EXPENDITURES</u>				
TOTAL EXPENDITURES	-	-	0.00%	-
Excess (deficiency) of revenues Over (under) expenditures	-	2	0.00%	-
<u>OTHER FINANCING SOURCES (USES)</u>				
Interfund Transfer - In	-	9	0.00%	-
TOTAL FINANCING SOURCES (USES)	-	9	0.00%	-
Net change in fund balance	\$ -	\$ 11	0.00%	\$ -
FUND BALANCE, BEGINNING (OCT 1, 2021)	-	425		
FUND BALANCE, ENDING	\$ -	\$ 436		

ASTURIA
Community Development District

Supporting Schedules

July 31, 2022

Non-Ad Valorem Special Assessments - Pasco County Tax Collector
(Monthly Collection Distributions)
For the Fiscal Year Ending September 30, 2022

Date Received	Net Amount Received	Discount / (Penalties) Amount	Collection Costs	Gross Amount Received	ALLOCATION BY FUND			
					General Fund	Reserve Fund	Debt Service 2014A-1 Fund	Debt Service 2016A-1 Fund
Assessments Levied FY22				\$ 1,647,170	\$ 894,514	\$ 18,456	\$ 597,600	\$ 136,600
Allocation %				100%	54%	1%	36%	8%
11/04/21	\$ 1,245	\$ 70	\$ 25	\$ 1,340	\$ 728	\$ 15	\$ 486	\$ 111
11/12/21	\$ 37,055	\$ 1,575	\$ 756	\$ 39,386	\$ 21,389	\$ 441	\$ 14,290	\$ 3,266
11/19/21	\$ 83,428	\$ 3,547	\$ 1,703	\$ 88,678	\$ 48,157	\$ 994	\$ 32,173	\$ 7,354
12/03/21	\$ 1,218,187	\$ 51,793	\$ 24,861	\$ 1,294,841	\$ 703,178	\$ 14,508	\$ 469,774	\$ 107,381
12/17/21	\$ 92,875	\$ 3,871	\$ 1,895	\$ 98,642	\$ 53,568	\$ 1,105	\$ 35,788	\$ 8,180
12/21/21	\$ 80,455	\$ 3,421	\$ 1,642	\$ 85,518	\$ 46,441	\$ 958	\$ 31,026	\$ 7,092
01/07/22	\$ 7,618	\$ 240	\$ 155	\$ 8,013	\$ 4,352	\$ 90	\$ 2,907	\$ 665
02/04/22	\$ 3,090	\$ 72	\$ 63	\$ 3,225	\$ 1,751	\$ 36	\$ 1,170	\$ 267
03/04/22	\$ 5,008	\$ 52	\$ 102	\$ 5,161	\$ 2,803	\$ 58	\$ 1,873	\$ 428
04/08/22	\$ 16,477	\$ -	\$ 336	\$ 16,813	\$ 9,130	\$ 188	\$ 6,100	\$ 1,394
06/08/22	\$ 5,605	\$ (167)	\$ 114	\$ 5,553	\$ 3,015	\$ 62	\$ 2,014	\$ 460
TOTAL	\$ 1,551,040	\$ 64,476	\$ 27,211	\$ 1,647,170	\$ 894,514	\$ 18,456	\$ 597,600	\$ 136,600
% COLLECTED				100%	100%	100%	100%	100%

ASTURIA

Community Development District

All Funds

**Cash and Investment
July 31, 2022**

GENERAL FUND

<u>Account Name</u>	<u>Bank Name</u>	<u>Investment Type</u>	<u>Maturity</u>	<u>Yield</u>	<u>Balance</u>
Checking Account - Operating	Suntrust (Truist)	Checking account	n/a	0.00%	\$ 60,623
MMA Account	Valley Bank	MMA	n/a	0.50%	500,935
				Subtotal	\$ 561,556

DEBT SERVICE AND CONSTRUCTION FUNDS

Series 2014 Interest Fund	Hancock Bank	Goldman Sachs Gov't Fund	n/a	0.00%	\$ 5
Series 2014 Prepayment Fund	Hancock Bank	Goldman Sachs Gov't Fund	n/a	0.00%	1
Series 2014 Reserves Fund	Hancock Bank	Goldman Sachs Gov't Fund	n/a	0.00%	288,430
Series 2014 Revenue Fund	Hancock Bank	Goldman Sachs Gov't Fund	n/a	0.00%	269,241
Series 2014 Sinking Fund	Hancock Bank	Goldman Sachs Gov't Fund	n/a	0.00%	4
Series 2016 Interest Fund	Hancock Bank	Goldman Sachs Gov't Fund	n/a	0.00%	1
Series 2016 Prepayment Fund	Hancock Bank	Goldman Sachs Gov't Fund	n/a	0.00%	1
Series 2016 Reserve Fund	Hancock Bank	Goldman Sachs Gov't Fund	n/a	0.00%	73,108
Series 2016 Revenue Fund	Hancock Bank	Goldman Sachs Gov't Fund	n/a	0.00%	52,211
Series 2016 Sinking Fund	Hancock Bank	Goldman Sachs Gov't Fund	n/a	0.00%	1
Series 2016 Construction Fund	Hancock Bank	Goldman Sachs Gov't Fund	n/a	0.00%	436
				Subtotal	\$ 683,441
				Total	\$ 1,244,997

Asturia CDD

Bank Reconciliation

Bank Account No. 1400 TRUIST (SunTrust) - GF
 Statement No. 7/22
 Statement Date 7/31/2022

G/L Balance (LCY)	60,622.52	Statement Balance	118,120.19
G/L Balance	60,622.52	Outstanding Deposits	0.00
Positive Adjustments	0.00		
	<hr/>	Subtotal	118,120.19
Subtotal	60,622.52	Outstanding Checks	57,497.67
Negative Adjustments	0.00	Differences	0.00
	<hr/>		
Ending G/L Balance	60,622.52	Ending Balance	60,622.52
Difference	0.00		

Posting Date	Document Type	Document No.	Description	Amount	Cleared Amount	Difference
Outstanding Checks						
7/21/2022	Payment	1136	FLORIDA BOAR BUSTERS, INC	875.00	0.00	875.00
7/29/2022	Payment	1138	BERGER TOOMS ELAM	3,575.00	0.00	3,575.00
7/29/2022	Payment	1139	DCSI, INC	59.99	0.00	59.99
7/29/2022	Payment	1140	ELECTRO SANITATION SERVICES	1,862.00	0.00	1,862.00
7/29/2022	Payment	1141	FEDEX	43.06	0.00	43.06
7/29/2022	Payment	1142	INFRAMARK	10,684.02	0.00	10,684.02
7/29/2022	Payment	1143	KE LAW GROUP PLLC	4,754.14	0.00	4,754.14
7/29/2022	Payment	1144	REDTREE LANDSCAPE SYSTEMS LLC	33,975.00	0.00	33,975.00
7/29/2022	Payment	1145	SUNCOAST POOL SERVICE	870.00	0.00	870.00
7/29/2022	Payment	1146	TAMPA POOP 911 LLC	684.66	0.00	684.66
7/29/2022	Payment	1147	TIMES PUBLISHING COMPANY	114.80	0.00	114.80
Total Outstanding Checks.....				57,497.67		57,497.67

ASTURIA COMMUNITY DEVELOPMENT DISTRICT

Payment Register by Bank Account

For the Period from 7/1/22 to 7/31/22

(Sorted by Check / ACH No.)

Date	Payee Type	Payee	Invoice No.	Payment Description	Invoice / GL Description	G/L Account #	Amount Paid
TRUIST (SUNTRUST) - GF - (ACCT#XXXXX1400)							
CHECK # 1125							
07/11/22	Employee	JONATHAN R. TIETZ		PAYROLL	July 11, 2022 Payroll Posting		\$184.70
							Check Total
							\$184.70
CHECK # 1126							
07/11/22	Employee	GLEN M. PENNING		PAYROLL	July 11, 2022 Payroll Posting		\$184.70
							Check Total
							\$184.70
CHECK # 1127							
07/11/22	Employee	SUSAN M. COPPA		PAYROLL	July 11, 2022 Payroll Posting		\$184.70
							Check Total
							\$184.70
CHECK # 1128							
07/11/22	Employee	MARIE A. PEARSON		PAYROLL	July 11, 2022 Payroll Posting		\$184.70
							Check Total
							\$184.70
CHECK # 1129							
07/14/22	Vendor	HANCOCK WHITNEY BANK	071122-3914	TRFR 2014 DS ASSESSMENTS	Due From Other Funds	131000	\$5,258.66
							Check Total
							\$5,258.66
CHECK # 1130							
07/14/22	Vendor	HANCOCK WHITNEY BANK	071122-4735	TFR 2016 DS ASSESSMENTS	Due From Other Funds	131000	\$629.90
							Check Total
							\$629.90
CHECK # 1131							
07/15/22	Employee	JEAN-JACQUES DARIUS		PAYROLL	July 15, 2022 Payroll Posting		\$184.70
							Check Total
							\$184.70
CHECK # 1132							
07/15/22	Employee	JONATHAN R. TIETZ		PAYROLL	July 15, 2022 Payroll Posting		\$184.70
							Check Total
							\$184.70
CHECK # 1133							
07/15/22	Employee	GLEN M. PENNING		PAYROLL	July 15, 2022 Payroll Posting		\$184.70
							Check Total
							\$184.70
CHECK # 1134							
07/15/22	Employee	SUSAN M. COPPA		PAYROLL	July 15, 2022 Payroll Posting		\$184.70
							Check Total
							\$184.70
CHECK # 1135							
07/15/22	Employee	MARIE A. PEARSON		PAYROLL	July 15, 2022 Payroll Posting		\$184.70
							Check Total
							\$184.70

ASTURIA COMMUNITY DEVELOPMENT DISTRICT

Payment Register by Bank Account

For the Period from 7/1/22 to 7/31/22

(Sorted by Check / ACH No.)

Date	Payee Type	Payee	Invoice No.	Payment Description	Invoice / GL Description	G/L Account #	Amount Paid
CHECK # 1136							
07/21/22	Vendor	FLORIDA BOAR BUSTERS, INC	2022001	HOG REMOVAL FEB 2022-MAY 2022	ProfServ-Wildlife Management Service	001-531074-57201	\$875.00
Check Total							<u>\$875.00</u>
CHECK # 1137							
07/28/22	Vendor	REDTREE LANDSCAPE SYSTEMS LLC	9883	INSTALL ANNUALS	Landscape Maintenance	001-546300-53908	\$4,500.00
07/28/22	Vendor	REDTREE LANDSCAPE SYSTEMS LLC	10945	IRR REPAIRS	R&M-Irrigation	001-546041-53908	\$1,082.80
07/28/22	Vendor	REDTREE LANDSCAPE SYSTEMS LLC	10946	IRR REPAIRS	R&M-Irrigation	001-546041-53908	\$105.00
07/28/22	Vendor	REDTREE LANDSCAPE SYSTEMS LLC	10947	IRR REPAIRS	R&M-Irrigation	001-546041-53908	\$129.50
07/28/22	Vendor	REDTREE LANDSCAPE SYSTEMS LLC	10948	IRR REPAIRS	R&M-Irrigation	001-546041-53908	\$92.50
07/28/22	Vendor	REDTREE LANDSCAPE SYSTEMS LLC	10822	IRR REPAIRS 6/9/22	R&M-Irrigation	001-546041-53908	\$238.75
07/28/22	Vendor	REDTREE LANDSCAPE SYSTEMS LLC	10815	IRR REPAIRS 6/10/22	R&M-Irrigation	001-546041-53908	\$60.25
Check Total							<u>\$6,208.80</u>
CHECK # 1138							
07/29/22	Vendor	BERGER TOOMS ELAM	359143	AUDIT SVCS FYE 9/30/21	Auditing Services	001-532002-51301	\$3,575.00
Check Total							<u>\$3,575.00</u>
CHECK # 1139							
07/29/22	Vendor	DCSI, INC	29758	ALARM MONITORING SVCS	Security System Monitoring & Maint.	001-546479-57201	\$59.99
Check Total							<u>\$59.99</u>
CHECK # 1140							
07/29/22	Vendor	ELECTRO SANITATION SERVICES	071522	JANITORIAL SVCS 6/16-7/15/22	06/16-7/15/22 SERV	001-534082-57201	\$1,200.00
07/29/22	Vendor	ELECTRO SANITATION SERVICES	071722	POOL CLEANING 7/2-7/4/22	7/2-7/4/22 SVCS	001-531034-57201	\$540.00
07/29/22	Vendor	ELECTRO SANITATION SERVICES	071622	CLEANING SUPPLIES	SUPPLIES	001-552149-57201	\$122.00
Check Total							<u>\$1,862.00</u>
CHECK # 1141							
07/29/22	Vendor	FEDEX	7-801-87708	JUNE POSTAGE	Mailed Notices - Postage	001-541014-51301	\$43.06
Check Total							<u>\$43.06</u>
CHECK # 1142							
07/29/22	Vendor	INFRAMARK	78997	JUNE 2022 MGMT FEES	ProfServ-Mgmt Consulting	001-531027-51201	\$4,829.58
07/29/22	Vendor	INFRAMARK	78997	JUNE 2022 MGMT FEES	ProfServ-Field Mgmt	001-531016-57201	\$3,407.42
07/29/22	Vendor	INFRAMARK	78997	JUNE 2022 MGMT FEES	Roadway Repair & Maintenance	001-546167-57201	\$673.14
07/29/22	Vendor	INFRAMARK	78997	JUNE 2022 MGMT FEES	Plumbing and parts	001-549999-57201	\$82.95
07/29/22	Vendor	INFRAMARK	78997	JUNE 2022 MGMT FEES	Website Hosting/Email services	001-534369-51301	\$14.00
07/29/22	Vendor	INFRAMARK	78997	JUNE 2022 MGMT FEES	R&M-Fitness Equipment	001-546115-57201	\$542.51
07/29/22	Vendor	INFRAMARK	78997	JUNE 2022 MGMT FEES	OFFICE SUPPLIES	001-549900-53985	\$40.78
07/29/22	Vendor	INFRAMARK	78997	JUNE 2022 MGMT FEES	POOL UMBRELLAS	001-546237-57201	\$540.24
07/29/22	Vendor	INFRAMARK	78997	JUNE 2022 MGMT FEES	OFFICE SUPPLIES	001-549900-53985	\$51.53
07/29/22	Vendor	INFRAMARK	78997	JUNE 2022 MGMT FEES	OFFICE SUPPLIES	001-549900-53985	\$61.48
07/29/22	Vendor	INFRAMARK	78997	JUNE 2022 MGMT FEES	TRINITY TILE & STONE	001-549999-57201	\$440.39
Check Total							<u>\$10,684.02</u>

ASTURIA COMMUNITY DEVELOPMENT DISTRICT

Payment Register by Bank Account

For the Period from 7/1/22 to 7/31/22

(Sorted by Check / ACH No.)

Date	Payee Type	Payee	Invoice No.	Payment Description	Invoice / GL Description	G/L Account #	Amount Paid
CHECK # 1143							
07/29/22	Vendor	KE LAW GROUP PLLC	2813	GEN COUNSEL MAY 2022	ProfServ-Legal Services	001-531023-51401	\$4,754.14
							Check Total
							<u>\$4,754.14</u>
CHECK # 1144							
07/29/22	Vendor	REDTREE LANDSCAPE SYSTEMS LLC	10761	JULY 2022 LANDSCAPE MAINT	Landscape Maintenance	001-546300-53908	\$12,975.00
07/29/22	Vendor	REDTREE LANDSCAPE SYSTEMS LLC	8952		Landscape Replacement	001-546338-53908	\$16,500.00
07/29/22	Vendor	REDTREE LANDSCAPE SYSTEMS LLC	10984	3000 4" Annuals	Landscape Replacement	001-546338-53908	\$4,500.00
							Check Total
							<u>\$33,975.00</u>
CHECK # 1145							
07/29/22	Vendor	SUNCOAST POOL SERVICE	8387	JULY 2022 POOL SVCS	ProfServ-Pool Maintenance	001-531034-57201	\$870.00
							Check Total
							<u>\$870.00</u>
CHECK # 1146							
07/29/22	Vendor	TAMPA POOP 911 LLC	A062022	JUNE 2022 PET STATION MAINT	Park Garbage & Dog Waste Station Supplies	001-552163-57201	\$684.66
							Check Total
							<u>\$684.66</u>
CHECK # 1147							
07/29/22	Vendor	TIMES PUBLISHING COMPANY	0000234899	NOTICE OF WORKSHOP 7/6/22	Legal Advertising	001-548002-51301	\$114.80
							Check Total
							<u>\$114.80</u>
ACH #DD139							
07/10/22	Vendor	BRIGHTHOUSE NETWORKS - ACH	065826701062222 ACH	BILL PRD 6/21-7/20/22	Telephone/Fax/Internet Services	001-541009-57201	\$249.25
							ACH Total
							<u>\$249.25</u>
ACH #DD140							
07/10/22	Vendor	DUKE ENERGY	061022 ACH	BILL PRD 5/7-6/13/22	Electricity - Streetlights	001-543013-53100	\$7,617.39
							ACH Total
							<u>\$7,617.39</u>
ACH #DD141							
07/28/22	Vendor	DUKE ENERGY	070622 ACH	BILL PRD 5/25-6/24/22	Utility - Irrigation	001-543014-53100	\$365.01
07/28/22	Vendor	DUKE ENERGY	070622 ACH	BILL PRD 5/25-6/24/22	Electricity - Streetlights	001-543013-53100	\$2,901.98
07/28/22	Vendor	DUKE ENERGY	070622 ACH	BILL PRD 5/25-6/24/22	Utility - Recreation Facilities	001-543079-53100	\$2,265.56
07/28/22	Vendor	DUKE ENERGY	070622 ACH	BILL PRD 5/25-6/24/22	Utility Services	001-543063-53100	\$30.71
							ACH Total
							<u>\$5,563.26</u>
ACH #DD142							
07/28/22	Vendor	PASCO COUNTY UTILITIES	070522 ACH	BILL PRD 5/19-6/20/22	Utility - Reclaimed Water	001-543028-53601	\$2,439.53
							ACH Total
							<u>\$2,439.53</u>
ACH #DD143							
07/05/22	Vendor	IPFS CORPORATION	070122 ACH	JULY 2022 INSURANCE	INSTALLMENT PAYMENT 8	001-545008-51301	\$1,789.71
							ACH Total
							<u>\$1,789.71</u>
							Account Total
							<u>\$88,916.47</u>

5E.

ASTURIA COMMUNITY DEVELOPMENT DISTRICT

**Payment Register by Fund
For the Period from 07/01/22 to 07/31/22
(Sorted by Check / ACH No.)**

Fund No.	Date	Payee	Invoice No.	Payment Description	Invoice / GL Description	G/L Account #	Amount Paid	
GENERAL FUND - 001								
CHECK # 102								
001	07/28/22	ASTURIA CDD	07012022	TRFR FUNDS TO GF FOR MONTHLY EXPENSES	Cash with Fiscal Agent	103000	\$100,000.00	
							Check Total	<u>\$100,000.00</u>
CHECK # 1136								
001	07/21/22	FLORIDA BOAR BUSTERS, INC	2022001	HOG REMOVAL FEB 2022-MAY 2022	ProfServ-Wildlife Management Service	531074-57201	\$875.00	
							Check Total	<u>\$875.00</u>
CHECK # 1137								
001	07/28/22	REDTREE LANDSCAPE SYSTEMS LLC	9883	INSTALL ANNUALS	Landscape Maintenance	546300-53908	\$4,500.00	
001	07/28/22	REDTREE LANDSCAPE SYSTEMS LLC	10945	IRR REPAIRS	R&M-Irrigation	546041-53908	\$1,082.80	
001	07/28/22	REDTREE LANDSCAPE SYSTEMS LLC	10946	IRR REPAIRS	R&M-Irrigation	546041-53908	\$105.00	
001	07/28/22	REDTREE LANDSCAPE SYSTEMS LLC	10947	IRR REPAIRS	R&M-Irrigation	546041-53908	\$129.50	
001	07/28/22	REDTREE LANDSCAPE SYSTEMS LLC	10948	IRR REPAIRS	R&M-Irrigation	546041-53908	\$92.50	
001	07/28/22	REDTREE LANDSCAPE SYSTEMS LLC	10822	IRR REPAIRS 6/9/22	R&M-Irrigation	546041-53908	\$238.75	
001	07/28/22	REDTREE LANDSCAPE SYSTEMS LLC	10815	IRR REPAIRS 6/10/22	R&M-Irrigation	546041-53908	\$60.25	
							Check Total	<u>\$6,208.80</u>
CHECK # 1138								
001	07/29/22	BERGER TOOMS ELAM	359143	AUDIT SVCS FYE 9/30/21	Auditing Services	532002-51301	\$3,575.00	
							Check Total	<u>\$3,575.00</u>
CHECK # 1139								
001	07/29/22	DCSI, INC	29758	ALARM MONITORING SVCS	Security System Monitoring & Maint.	546479-57201	\$59.99	
							Check Total	<u>\$59.99</u>
CHECK # 1140								
001	07/29/22	ELECTRO SANITATION SERVICES	071522	JANITORIAL SVCS 6/16-7/15/22	06/16-7/15/22 SERV	534082-57201	\$1,200.00	
001	07/29/22	ELECTRO SANITATION SERVICES	071722	POOL CLEANING 7/2-7/4/22	7/2-7/4/22 SVCS	531034-57201	\$540.00	
001	07/29/22	ELECTRO SANITATION SERVICES	071622	CLEANING SUPPLIES	SUPPLIES	552149-57201	\$122.00	
							Check Total	<u>\$1,862.00</u>
CHECK # 1141								
001	07/29/22	FEDEX	7-801-87708	JUNE POSTAGE	Mailed Notices - Postage	541014-51301	\$43.06	
							Check Total	<u>\$43.06</u>
CHECK # 1142								
001	07/29/22	INFRAMARK	78997	JUNE 2022 MGMT FEES	ProfServ-Mgmt Consulting	531027-51201	\$4,829.58	
001	07/29/22	INFRAMARK	78997	JUNE 2022 MGMT FEES	ProfServ-Field Mgmt	531016-57201	\$3,407.42	
001	07/29/22	INFRAMARK	78997	JUNE 2022 MGMT FEES	Roadway Repair & Maintenance	546167-57201	\$673.14	
001	07/29/22	INFRAMARK	78997	JUNE 2022 MGMT FEES	Plumbing and parts	549999-57201	\$82.95	
001	07/29/22	INFRAMARK	78997	JUNE 2022 MGMT FEES	Website Hosting/Email services	534369-51301	\$14.00	
001	07/29/22	INFRAMARK	78997	JUNE 2022 MGMT FEES	R&M-Fitness Equipment	546115-57201	\$542.51	

ASTURIA COMMUNITY DEVELOPMENT DISTRICT

**Payment Register by Fund
For the Period from 07/01/22 to 07/31/22
(Sorted by Check / ACH No.)**

Fund No.	Date	Payee	Invoice No.	Payment Description	Invoice / GL Description	GL Account #	Amount Paid
001	07/29/22	INFRAMARK	78997	JUNE 2022 MGMT FEES	OFFICE SUPPLIES	549900-53985	\$40.78
001	07/29/22	INFRAMARK	78997	JUNE 2022 MGMT FEES	POOL UMBRELLAS	546237-57201	\$540.24
001	07/29/22	INFRAMARK	78997	JUNE 2022 MGMT FEES	OFFICE SUPPLIES	549900-53985	\$51.53
001	07/29/22	INFRAMARK	78997	JUNE 2022 MGMT FEES	OFFICE SUPPLIES	549900-53985	\$61.48
001	07/29/22	INFRAMARK	78997	JUNE 2022 MGMT FEES	TRINITY TILE & STONE	549999-57201	\$440.39
Check Total							\$1,684.02
CHECK # 1143							
001	07/29/22	KE LAW GROUP PLLC	2813	GEN COUNSEL MAY 2022	ProfServ-Legal Services	531023-51401	\$4,754.14
Check Total							\$4,754.14
CHECK # 1144							
001	07/29/22	REDTREE LANDSCAPE SYSTEMS LLC	10761	JULY 2022 LANDSCAPE MAINT	Landscape Maintenance	546300-53908	\$12,975.00
001	07/29/22	REDTREE LANDSCAPE SYSTEMS LLC	8952		Landscape Replacement	546338-53908	\$16,500.00
001	07/29/22	REDTREE LANDSCAPE SYSTEMS LLC	10984	3000 4" Annuals	Landscape Replacement	546338-53908	\$4,500.00
Check Total							\$33,975.00
CHECK # 1145							
001	07/29/22	SUNCOAST POOL SERVICE	8387	JULY 2022 POOL SVCS	ProfServ-Pool Maintenance	531034-57201	\$870.00
Check Total							\$870.00
CHECK # 1146							
001	07/29/22	TAMPA POOP 911 LLC	A062022	JUNE 2022 PET STATION MAINT	Park Garbage & Dog Waste Station Supplies	552163-57201	\$684.66
Check Total							\$684.66
CHECK # 1147							
001	07/29/22	TIMES PUBLISHING COMPANY	0000234899	NOTICE OF WORKSHOP 7/6/22	Legal Advertising	548002-51301	\$114.80
Check Total							\$114.80
CHECK # DD139							
001	07/10/22	BRIGHTHOUSE NETWORKS - ACH	065826701062222 ACH	BILL PRD 6/21-7/20/22	Telephone/Fax/Internet Services	541009-57201	\$249.25
Check Total							\$249.25
CHECK # DD140							
001	07/10/22	DUKE ENERGY	061022 ACH	BILL PRD 5/7-6/13/22	Electricity - Streetlights	543013-53100	\$7,617.39
Check Total							\$7,617.39
CHECK # DD141							
001	07/28/22	DUKE ENERGY	070622 ACH	BILL PRD 5/25-6/24/22	Utility - Irrigation	543014-53100	\$365.01
001	07/28/22	DUKE ENERGY	070622 ACH	BILL PRD 5/25-6/24/22	Electricity - Streetlights	543013-53100	\$2,901.98
001	07/28/22	DUKE ENERGY	070622 ACH	BILL PRD 5/25-6/24/22	Utility - Recreation Facilities	543079-53100	\$2,265.56
001	07/28/22	DUKE ENERGY	070622 ACH	BILL PRD 5/25-6/24/22	Utility Services	543063-53100	\$30.71
Check Total							\$5,563.26
CHECK # DD142							
001	07/28/22	PASCO COUNTY UTILITIES	070522 ACH	BILL PRD 5/19-6/20/22	Utility - Reclaimed Water	543028-53601	\$2,439.53
Check Total							\$2,439.53

ASTURIA COMMUNITY DEVELOPMENT DISTRICT

**Payment Register by Fund
For the Period from 07/01/22 to 07/31/22
(Sorted by Check / ACH No.)**

Fund No.	Date	Payee	Invoice No.	Payment Description	Invoice / GL Description	G/L Account #	Amount Paid	
CHECK # 1125								
001	07/11/22	JONATHAN R. TIETZ	PAYROLL	July 11, 2022 Payroll Posting			\$184.70	
							Check Total	<u>\$184.70</u>
CHECK # 1126								
001	07/11/22	GLEN M. PENNING	PAYROLL	July 11, 2022 Payroll Posting			\$184.70	
							Check Total	<u>\$184.70</u>
CHECK # 1127								
001	07/11/22	SUSAN M. COPPA	PAYROLL	July 11, 2022 Payroll Posting			\$184.70	
							Check Total	<u>\$184.70</u>
CHECK # 1128								
001	07/11/22	MARIE A. PEARSON	PAYROLL	July 11, 2022 Payroll Posting			\$184.70	
							Check Total	<u>\$184.70</u>
CHECK # 1131								
001	07/15/22	JEAN-JACQUES DARIUS	PAYROLL	July 15, 2022 Payroll Posting			\$184.70	
							Check Total	<u>\$184.70</u>
CHECK # 1132								
001	07/15/22	JONATHAN R. TIETZ	PAYROLL	July 15, 2022 Payroll Posting			\$184.70	
							Check Total	<u>\$184.70</u>
CHECK # 1133								
001	07/15/22	GLEN M. PENNING	PAYROLL	July 15, 2022 Payroll Posting			\$184.70	
							Check Total	<u>\$184.70</u>
CHECK # 1134								
001	07/15/22	SUSAN M. COPPA	PAYROLL	July 15, 2022 Payroll Posting			\$184.70	
							Check Total	<u>\$184.70</u>
CHECK # 1135								
001	07/15/22	MARIE A. PEARSON	PAYROLL	July 15, 2022 Payroll Posting			\$184.70	
							Check Total	<u>\$184.70</u>
							Fund Total	<u>\$181,238.20</u>

ASTURIA COMMUNITY DEVELOPMENT DISTRICT

Payment Register by Fund
 For the Period from 07/01/22 to 07/31/22
 (Sorted by Check / ACH No.)

Fund No.	Date	Payee	Invoice No.	Payment Description	Invoice / GL Description	G/L Account #	Amount Paid
----------	------	-------	-------------	---------------------	--------------------------	---------------	-------------

DEBT SERVICE FUND - SERIES 2014 - 201

CHECK # 1129

201	07/14/22	HANCOCK WHITNEY BANK	071122-3914	TRFR 2014 DS ASSESSMENTS	Due From Other Funds	131000	\$5,258.66	
							Check Total	\$5,258.66
							Fund Total	\$5,258.66

DEBT SERVICE FUND - SERIES 2016 - 202

CHECK # 1130

202	07/14/22	HANCOCK WHITNEY BANK	071122-4735	TFR 2016 DS ASSESSMENTS	Due From Other Funds	131000	\$629.90	
							Check Total	\$629.90
							Fund Total	\$629.90

Total Checks Paid	\$187,126.76
--------------------------	---------------------

BANK TRANSFER FORM

Date: 7/1/2022

District Name: Asturia CDD

Please transfer funds from Acct. #: Valley Bank # 8262

Please xfer funds to: Truist # 1400

Check amount: \$100,000.00

Please code to: 103000-001

Check Description/Reason: Transferring Funds To GF to Cover Monthly Expenses

Manager's Approval: _____

Date: 7/1/2022

INVOICE



5119 State Road 54
 New Port Richey, FL 34652
 Phone: (727) 639-1135

INVOICE # **2022001**
 DATE: MAY 9, 2022

TO:
 Asturia CDD
 c/o Inframark
 2654 Cypress Ridge Blvd., Suite 101
 Wesley Chapel, FL 33544

FOR:
 Hog Trapping Special Service Agreement

DESCRIPTION	NO. OF TAILS	RATE	AMOUNT
Feral Hog Removal – February 4, 2022 (2 Boars, 1 Sow)	3	125.00	375.00
Feral Hog Removal – March 14, 2022 (1 Boar)	1	125.00	125.00
Feral Hog Removal – April 3, 2022 (1 Boar)	1	125.00	125.00
Feral Hog Removal – April 29, 2022 (1 Boar)	1	125.00	125.00
Feral Hog Removal – May 5, 2022 (1 Boar)	1	125.00	125.00
TOTAL			\$875.00

Make all checks payable to **Florida Boar Busters, Inc.**
 Total due in 15 days. Overdue accounts subject to a service charge of 1% per month.

Thank you for your business!

RedTree Landscape Systems

Invoice 9883

5532 Auld Lane
Holiday, FL 34690
727-810-4464
service@redtreelandscape.system
s
redtreelandscapesystems.com



BILL TO
Asturia CDD
c/o: [REDACTED]
3434 Colwell Avenue
Tampa, FL 33614

DATE 03/11/2022	PLEASE PAY \$4,500.00	DUE DATE 03/11/2022
---------------------------	--	-------------------------------

ACTIVITY	QTY	RATE	AMOUNT
Landscape Construction Seasonal color installation - 3,000 4" annuals in existing annual beds, along with installation of potting media to build up beds and restore organic base.	3,000	1.50	4,500.00

TOTAL DUE	\$4,500.00
------------------	-------------------

THANK YOU.

RedTree Landscape Systems

Invoice 10945

5532 Auld Lane

Holiday, FL 34690

727-810-4464

service@redtreelandscape.system

s

redtreelandscapesystems.com



BILL TO
Asturia CDD
c/o: Inframark
210 N. University Drive
Coral Springs, FL 33701

DATE 07/14/2022	PLEASE PAY \$1,082.80	DUE DATE 07/14/2022
---------------------------	--	-------------------------------

ACTIVITY	QTY	RATE	AMOUNT
Irrigation repairs performed during monthly inspection on 6/28/22:			
Clubhouse controller			
Zones: 27, 7, 86, 88, 94, 97, 101, 98, 105 & 24			
Sales 5004 4" rotors	7	25.00	175.00
Sales 6" pop ups	6	18.75	112.50
Sales MJ nozzles	1	0.30	0.30
Sales DByR 3M connectors	8	2.50	20.00
Sales Single station RB decoder	1	225.00	225.00
Sales Labor - 2 technicians	10	55.00	550.00

TOTAL DUE	\$1,082.80
------------------	-------------------

THANK YOU.

RedTree Landscape Systems

5532 Auld Lane

Holiday, FL 34690

727-810-4464

service@redtreelandscape.system

s

redtreelandscapesystems.com

Invoice 10946



BILL TO
 Asturia CDD
 c/o: Inframark
 210 N. University Drive
 Coral Springs, FL 33701

DATE 07/14/2022	PLEASE PAY \$105.00	DUE DATE 07/14/2022
--------------------	--------------------------------------	------------------------

ACTIVITY	QTY	RATE	AMOUNT
Irrigation repairs performed during inspection on 6/28/22: 2781 Low Bow Way Zones 4 & 5			
Sales 4" rotors	2	25.00	50.00
Sales Labor - 2 technicians	1	55.00	55.00

TOTAL DUE **\$105.00**

THANK YOU.

RedTree Landscape Systems

Invoice 10947

5532 Auld Lane

Holiday, FL 34690

727-810-4464

service@redtreelandscape.system

s

redtreelandscapesystems.com



BILL TO
Asturia CDD
c/o: Inframark
210 N. University Drive
Coral Springs, FL 33701

DATE 07/14/2022	PLEASE PAY \$129.50	DUE DATE 07/14/2022
---------------------------	--------------------------------------	-------------------------------

ACTIVITY	QTY	RATE	AMOUNT
Irrigation repairs performed during monthly inspection on 6/28/22:			
15133 Caravan Zones 3 & 9			
Sales 4" pop up	1	12.50	12.50
Sales 6" pop up	1	18.75	18.75
Sales 1/2" coupling	1	0.50	0.50
Sales 1/2" flex, per foot	1	1.50	1.50
Sales Labor - technician	1.75	55.00	96.25

TOTAL DUE	\$129.50
------------------	-----------------

THANK YOU.

RedTree Landscape Systems

Invoice 10948

5532 Auld Lane

Holiday, FL 34690

727-810-4464

service@redtreelandscape.system

s

redtreelandscapesystems.com



BILL TO
Asturia CDD
c/o: Inframark
210 N. University Drive
Coral Springs, FL 33701

DATE 07/14/2022	PLEASE PAY \$92.50	DUE DATE 07/14/2022
---------------------------	-------------------------------------	-------------------------------

ACTIVITY	QTY	RATE	AMOUNT
Irrigation repairs performed during monthly inspection on 6/28/22: 14826 Renaissance Zone 1			
Sales 6" pop ups	2	18.75	37.50
Sales Labor - 2 technicians	1	55.00	55.00

TOTAL DUE \$92.50

THANK YOU.

RedTree Landscape Systems

Invoice 10822

5532 Auld Lane

Holiday, FL 34690

727-810-4464

service@redtreelandscape.system

s

redtreelandscapesystems.com



BILL TO
Asturia CDD
c/o: Inframark
210 N. University Drive
Coral Springs, FL 33701

DATE 06/30/2022	PLEASE PAY \$238.75	DUE DATE 06/30/2022
---------------------------	--------------------------------------	-------------------------------

ACTIVITY	QTY	RATE	AMOUNT
Irrigation repairs performed on 6/9/22:			
Repaired broken heads in common areas per James Chambers' request.			
Sales 6" pop ups	3	18.75	56.25
Sales 1/4x4" cores	2	1.00	2.00
Sales 1/2" MA's	2	0.75	1.50
Sales RB bubblers fixed	2	6.50	13.00
Sales drip couplers	2	0.50	1.00
Sales Labor - technician	3	55.00	165.00

TOTAL DUE \$238.75

THANK YOU.

RedTree Landscape Systems

Invoice 10815

5532 Auld Lane

Holiday, FL 34690

727-810-4464

service@redtreelandscape.system

s

redtreelandscapesystems.com



BILL TO
Asturia CDD
c/o: Inframark
210 N. University Drive
Coral Springs, FL 33701

DATE 06/30/2022	PLEASE PAY \$60.25	DUE DATE 06/30/2022
---------------------------	-------------------------------------	-------------------------------

ACTIVITY	QTY	RATE	AMOUNT
Irrigation repairs performed on 6/10/22:			
Repaired broken head across from 14749 Promenade Parkway.			
Sales 6" pop up	1	18.75	18.75
Sales 1/2" poly nipple	1	0.25	0.25
Sales Labor - technician	0.75	55.00	41.25

TOTAL DUE \$60.25

THANK YOU.



**Berger, Toombs, Elam,
Gaines & Frank**

Certified Public Accountants PL

600 Citrus Avenue
Suite 200
Fort Pierce, Florida 34950

772/461-6120
FAX: 772/468-9278

*ASTURIA COMMUNITY DEVELOPMENT DISTRICT
210 NORTH UNIVERSITY DRIVE
SUITE 702
CORAL SPRINGS, FL 33071*

*Invoice No. 359143
Date 07/05/2022
Client No. 21712*

Services rendered in connection with the audit of the Basic Financial Statements
as of and for the year ended September 30, 2021.

Total Invoice Amount \$ 3,575.00

We now accept Visa and MasterCard.
Please enter client number on your check.
Finance charges are calculated on balances over 30 days old at an annual percentage rate of 18%

Fort Pierce / Stuart

Invoice



DCSI, Inc. "Security & Sound"
 P.O. Box 265
 Lutz, FL 33548
 (813)949-6500
 info@dcsisecurity.com
 http://DCSIsecurity.com

BILL TO
 Asturia CDD
 C/O Inframark
 210 N. University Drive, Suite 702
 Coral Springs, FL 33071

SHIP TO
 Asturia CDD
 14575 Promenade Parkway
 Odessa, FL 33556

INVOICE #	DATE	TOTAL DUE	DUE DATE	TERMS	ENCLOSED
29758	07/11/2022	\$59.99	07/26/2022	Net 15	

P.O. NUMBER 1/11/19-XX-01i **SALES REP** DC **ACCT#/LOT/BLK** AN46230

DATE	ACTIVITY	QTY	RATE	AMOUNT
	Alarm Monitoring Service:RR-TC-599901i 24 HR ALARM MONITORING SERVICE WITH TOTAL CONNECT MONTHLY INVOICING	1	59.99	59.99

Thank you for choosing DCSI, Inc as your "Security & Sound" company!
 *ALL SYSTEMS COME WITH 90 DAYS WARRANTY ON LABOR AND ONE YEAR WARRANTY ON PARTS, UNLESS OTHERWISE NOTED.
 **Returned Checks will receive \$25 NSF Fee.
 ***Late Fees are 1.5% per month

BALANCE DUE **\$59.99**



E-mail: Electrosanitationservices@gmail.com
Phone: (813) 598-1431

INVOICE #071522

Invoice Submitted to:
 Asturia Community Development District
 c/o Bob Nanni
 2654 Cypress Ridge Blvd., Suite 101
 Wesley Chapel, Florida 33544

Invoice date: 07/15/2022
Terms: COD
Services through: 07/15/2022

Via Email:
Bob.nanni@inframark.com

Date	Type	Service Summary	Rate	Amount	Total
06/15/22	Janitorial	Monthly cleaning 06/16/22- 07/15/22	Per Contract \$300/ week @ 4 weeks	1.00	\$1,200.00

Total Expenses: \$ 1,200.00
 Total Tax: \$ EXEMPT
 Total Invoice Amount: \$ 1,200.00
 Total Amount Due: \$ 1,200.00



E-mail: Electrosanitationservices@gmail.com
Phone: (813) 598-1431

INVOICE #071722

Invoice Submitted to:
 Asturia Community Development District
 c/o Bob Nanni
 2654 Cypress Ridge Blvd., Suite 101
 Wesley Chapel, Florida 33544

Invoice date: 07/17/2022
Terms: COD
Services through: 07/17/2022

Via Email:
Bob.nanni@inframark.com

Date	Type	Service Summary	Rate	Amount	Total
07/02/22	Security	Pool Monitoring 07/02/22- 07/04/22	\$180/ day @ 3 days	3.00	\$540.00

Total Expenses: \$ 540.00
 Total Tax: \$ EXEMPT
 Total Invoice Amount: \$ 540.00
 Total Amount Due: \$ 540.00



E-mail: Electrosanitationservices@gmail.com
Phone: (813) 598-1431

Invoice Submitted to:
 Astoria Community Development District
 c/o Bob Nanni
 2654 Cypress Ridge Blvd., Suite 101
 Wesley Chapel, Florida 33544

Invoice Number: 071622
Invoice date: 06/15/2022
Terms: Net 30
Due Date: 06/15/2022

Via Email:
Bob.nanni@inframark.com

Item	Summary	Rate	Amount	Total
Pull 1410132	Supplies Heavenly Soft Kit Roll 85	\$25.00	2	\$50.00
LEG 10100	Supplies Wipes Disinfectant 6x8 800/Roll	\$36.00	2	\$72.00

Total Expenses: \$ 122.00
 Total Tax: \$ EXEMPT
 Total Invoice Amount: \$ 122.00
 Total Amount Due: \$ 122.00



Invoice Number	Invoice Date	Account Number	Page
7-801-87708	Jun 28, 2022		1 of 2

Billing Address:

ASTURIA CDD
 AP DEPT
 210 N UNIVERSITY DR STE 702
 STE 702
 CORAL SPRINGS FL 33071-7320

Shipping Address:

ASTURIA CDD
 210 N UNIVERSITY DR STE 702
 CORAL SPRINGS FL 33071-7320

Invoice Questions?

Contact FedEx Revenue Services

Phone: 800.622.1147
 M-F 7 AM to 8 PM CST
 Sa 7 AM to 6 PM CST
 Internet: fedex.com

Invoice Summary

FedEx Express Services

Total Charges	USD	\$43.06
TOTAL THIS INVOICE	USD	\$43.06

Other discounts may apply.

To pay your FedEx invoice, please go to www.fedex.com/payment. Thank you for using FedEx.

Account Summary as of Jun 28, 2022

Previous Balance	129.64
Payments	0.00
Adjustments	0.00
New Charges	43.06

New Account Balance \$172.70

Payments not received by Jul 13, 2022 are subject to a late fee.



Detailed descriptions of surcharges can be located at fedex.com

To ensure proper credit, please return this portion with your payment to FedEx. Please do not staple or fold. Please make check payable to FedEx.

Invoice Number	Invoice Amount	Account Number	Account Balance
7-801-87708	USD \$43.06		USD \$172.70

Remittance Advice

Your payment is due by Jul 13, 2022

Payments not received by this date are subject to a late fee.

780187708000000

1000000430670

0031647 01 AB 0.461 **AUTO TO 0 1178 33071-732077 -C01-P31678-11



ASTURIA CDD
 AP DEPT
 210 N UNIVERSITY DR STE 702
 STE 702
 CORAL SPRINGS FL 33071-7320



FedEx
 P.O. Box 660481
 DALLAS TX 75266-0481



63330780003805

Invoice Number	Invoice Date	Account Number	Page
7-801-87708	Jun 28, 2022		2 of 2

FedEx Express Shipment Detail By Payor Type (Original)

Ship Date: Jun 20, 2022 **Cust. Ref.:** INV 1384 **Ref.#2:**
Payor: Third Party **Ref.#3:** 1384

- Fuel Surcharge - FedEx has applied a fuel surcharge of 23.50% to this shipment.
- Distance Based Pricing, Zone 3

Automation	INET	Sender	Recipient	
Tracking ID	777176840275	Anna Golovan-Cifelli	SAMIR ELKOMOUS	
Service Type	FedEx Standard Overnight	Inframark, LLC.	TRINITY AIR QUALITY	
Package Type	FedEx Envelope	210 N UNIVERSITY DR	3152 LITTLE RD	
Zone	03	CORAL SPRINGS FL 33071 US	NEW PORT RICHEY FL 34655 US	
Packages	1			
Rated Weight	N/A			
Delivered	Jun 21, 2022 14:01	Transportation Charge		33.37
Svc Area	A2	Fuel Surcharge		7.84
Signed by	S.HUPP	Third Party Billing		1.85
FedEx Use	000000000/211/_	Total Charge	USD	\$43.06
			Third Party Subtotal	USD \$43.06
			Total FedEx Express	USD \$43.06



FedEx® Billing Online

FedEx Billing Online allows you to efficiently manage and pay your FedEx invoices online. It's free, easy and secure. FedEx Billing Online helps you streamline your billing process. With all your FedEx shipping information available in one secure online location, you never have to worry about misplacing a paper invoice or sifting through reams of paper to find information for past shipments. Go to fedex.com to sign up today!



Inframark LLC
 2002 West Grand Parkway North
 Suite 100
 Katy, TX 77449

Invoice: 78997
 Invoice Date: 06/22/2022
 Due Date: 07/22/2022
 Terms: Net 30
 Project ID: ASTCDD
 PO #:

Bill To:
 Asturia Community Development District
 210 N University Dr Ste 702
 Coral Springs FL 33071-7320
 United States

Services provided for the Month of: June 2022

SALES DESCRIPTION	QUANTITY	UNITS	RATE	AMOUNT
Management Services for the Month of: June 2022				
Administrative Services 531027-51201	1	Ea	\$4,829.58	\$4,829.58
Field Operations 531016-57201	1	Ea	\$3,407.42	\$3,407.42
Robert Nanni: 2-14-2022 McMaster-Carr - Client repair parts, plumbing \$673.14 & 2-24-2022 \$82.95	1	Ea	\$2,447.02	\$2,447.02
Sandra DeMarco: 3-14-2022 DNH*GODADDY.COM - Website domain renewal \$14.00				
Robert Nanni: 3-8-2022 Promaxima Manufacturing - Repair fitness equipment \$542.51; 3-21-2022 Container Store Tampa - Organize documents \$40.78; 4-8-2022 Amazon Mktp. - Pool umbrellas \$540.24; 4-11-2022 Walmart - File transfers \$51.53; 4-13-2022 Sams Club - File transfers \$61.48; 4-15-2022 Trinity Tile & Stone - Onsite repairs \$440.39;				
Billable Expenses				
Subtotal				\$0.00

Subtotal	\$10,684.02
Tax (0%)	\$0.00
Total Due	\$10,684.02



Inframark LLC
2002 West Grand Parkway North
Suite 100
Katy, TX 77449

Invoice: 78997
Invoice Date: 06/22/2022
Due Date: 07/22/2022
Terms: Net 30
Project ID: ASTCDD
PO #:

**Remit To : Inframark LLC, PO BOX 733778, Dallas,
Texas, 75373-3778**

*To pay by Credit Card, please contact us at
281-578-4299, 9:00am - 5:30pm EST, Monday –
Friday. A surcharge fee may
apply.*

*To pay via ACH or Wire, please refer to our banking
information below:*

*Account Name: INFRAMARK, LLC
ACH - Bank Routing Number: 111000614 / Account
Number: 912593196
Wire - Bank Routing Number: 021000021 / SWIFT
Code: CHASUS33 / Account Number: 912593196*

*Please include the Customer ID and the Invoice
Number on your form of payment.*



INVOICE

Invoice # 2813
Date: 07/06/2022
Due On: 08/05/2022

KE Law Group, PLLC

P.O. Box 6386
Tallahassee, Florida 32314

Asturia CDD
2654 CypressRidge BLVD.
Suite 101
Wesley Chapel, FL. 33544

ASTCDD-01

Asturia CDD - General

Type	Professional	Date	Notes	Quantity	Rate	Total
Service	JK	05/04/2022	Travel to/from and attend Board meeting; follow up from same	2.30	\$365.00	\$839.50
Service	LG	05/06/2022	Review documents related to ongoing legal issues and attend conference call with Chair regarding District issues and priorities.	0.60	\$300.00	\$180.00
Service	JK	05/06/2022	Confer with staff and team re: various CDD related land use/zoning items and review same	0.50	\$365.00	\$182.50
Service	JK	05/15/2022	Confer with team and District Manager re: public records and historical documentation; research same	0.30	\$365.00	\$109.50
Service	JK	05/18/2022	Review correspondence re: construction impairment issues	0.20	\$365.00	\$73.00
Service	LG	05/23/2022	Review agenda package and status of open items; prepare budget resolutions; contact County Attorney regarding development issues.	1.80	\$300.00	\$540.00
Service	GK	05/23/2022	Prepare letters to new supervisors M. Pearson and S. Coppa.	0.40	\$275.00	\$110.00
Service	GK	05/24/2022	Prepare letter regarding supervisor membership obligations and responsibilities for newly appointed supervisors.	0.30	\$275.00	\$82.50

Service	LG	05/24/2022	Travel to and attend Board meeting.	8.30	\$300.00	\$2,490.00
Expense	GK	05/24/2022	Mileage: Travel for Asturia	46.00	\$0.59	\$27.14
Service	LG	05/26/2022	Review communication regarding status of landscaping contract; prepare memorandum regarding workshop procedures.	0.40	\$300.00	\$120.00
Total						\$4,754.14

Detailed Statement of Account

Other Invoices

Invoice Number	Due On	Amount Due	Payments Received	Balance Due
3103	08/06/2022	\$5,972.50	\$0.00	\$5,972.50

Current Invoice

Invoice Number	Due On	Amount Due	Payments Received	Balance Due
2813	08/05/2022	\$4,754.14	\$0.00	\$4,754.14
Outstanding Balance				\$10,726.64
Total Amount Outstanding				\$10,726.64

Please make all amounts payable to: KE Law Group, PLLC

Please pay within 30 days.

RedTree Landscape Systems

Invoice 10761

5532 Auld Lane

Holiday, FL 34690

727-810-4464

service@redtreelandscape.system

s

redtreelandscapesystems.com



BILL TO
Asturia CDD
c/o: [REDACTED]
3434 Colwell Avenue
Tampa, FL 33614

DATE 07/01/2022	PLEASE PAY \$12,975.00	DUE DATE 07/01/2022
---------------------------	---	-------------------------------

ACTIVITY	QTY	RATE	AMOUNT
Grounds Maintenance Monthly grounds maintenance program	1	8,750.00	8,750.00
Horticulture Monthly fertilization program	1	800.00	800.00
Horticulture Monthly pest control program	1	425.00	425.00
Landscape Maintenance:Irrigation Repair Monthly irrigation maintenance program	1	1,000.00	1,000.00
Grounds Maintenance Phase 4 Addition	1	2,000.00	2,000.00

TOTAL DUE \$12,975.00

THANK YOU.

RedTree Landscape Systems

Invoice 8952

5532 Auld Lane

Holiday, FL 34690

727-810-4464

service@redtreelandscape.system

s

redtreelandscapesystems.com



BILL TO
Asturia CDD
c/o: Inframark
Tampa, FL

DATE 11/30/2021	PLEASE PAY \$16,500.00	DUE DATE 11/30/2021
---------------------------	---	-------------------------------

ACTIVITY	QTY	RATE	AMOUNT
Landscape Construction Installation of (300) cubic yards of mini pine bark mulch in all planter beds	300	55.00	16,500.00

TOTAL DUE \$16,500.00

THANK YOU.

RedTree Landscape Systems

Invoice 10984

5532 Auld Lane
Holiday, FL 34690
727-810-4464
service@redtreelandscape.system
s
redtreelandscapesystems.com



BILL TO
Asturia CDD
c/o: [REDACTED]
3434 Colwell Avenue
Tampa, FL 33614

DATE 07/25/2022	PLEASE PAY \$4,500.00	DUE DATE 07/25/2022
---------------------------	---------------------------------	-------------------------------

ACTIVITY	QTY	RATE	AMOUNT
Summer seasonal color: Landscape Construction Seasonal color installation - 3,000 4" annuals in existing annual beds, along with installation of potting media to build up beds and restore organic base.	3,000	1.50	4,500.00

TOTAL DUE **\$4,500.00**

THANK YOU.

Invoice

Suncoast Pool Service

P.O. Box 224
 Elfers, FL 34680

Date	Invoice #
7/2/2022	8387

Bill To
Asturia CDD 3434 Colwell Ave Suite 200 Tampa, FL. 33614

P.O. No.	Terms	Project
July 2022	Net 30	

Quantity	Description	Rate	Amount
1	Swimming Pool Service including chemical balance, debris removal from surface and bottom of swimming pool, vacuuming, tile cleaning and skimming. Operational checks of pumps, filter system, chemical feeders, flow meters and vacuum gauges. Chemicals Included.	870.00	870.00

Thank you for your business.		Total	\$870.00
------------------------------	--	--------------	----------

Phone #
(727) 271-1395



POOP 911 Tampa
 11721 Manistique Way
 New Port Richey FL, 34654

Asturia CDD

Invoice A062022

June 2022

Description of services and area to be cleaned:

<i>Description</i>		<i>Price</i>
Weekly cleaning for 12 pet waste stations: remove pet waste, fill pick up bags, replace can liner		\$85.50 weekly \$370.5 monthly
Alternate “poop scooping” in select areas as need and directed by onsite property management.		\$15.16 monthly
Trash can service: empty 23 trash cans weekly		23 cans @ \$3 each \$69 weekly \$299 monthly
	Total Due	\$684.66



Times Publishing Company
 DEPT 3396
 PO BOX 123396
 DALLAS, TX 75312-3396
 Toll Free Phone: 1 (877) 321-7355
 Fed Tax ID 59-0482470

ADVERTISING INVOICE Agenda Page 94

Advertising Run Dates		Advertiser Name	
07/ 6/22		ASTURIA CDD	
Billing Date	Sales Rep	Customer Account	
07/06/2022	Deirdre Bonett	323151	
Total Amount Due		Ad Number	
\$114.80		0000234899	

PAYMENT DUE UPON RECEIPT

Start	Stop	Ad Number	Product	Placement	Description PO Number	Ins.	Size	Net Amount
07/06/22	07/06/22	0000234899	Times	Legals CLS	Workshop	1	2x48 L	\$112.80
07/06/22	07/06/22	0000234899	Tampabay.com	Legals CLS	Workshop AffidavitMaterial	1	2x48 L	\$0.00 \$2.00

PLEASE DETACH AND RETURN LOWER PORTION WITH YOUR REMITTANCE



DEPT 3396
 PO BOX 123396
 DALLAS, TX 75312-3396
 Toll Free Phone: 1 (877) 321-7355

Advertising Run Dates		Advertiser Name	
07/ 6/22		ASTURIA CDD	
Billing Date	Sales Rep	Customer Account	
07/06/2022	Deirdre Bonett	323151	
Total Amount Due		Ad Number	
\$114.80		0000234899	

ADVERTISING INVOICE

Thank you for your business.

DO NOT SEND CASH BY MAIL

PLEASE MAKE CHECK PAYABLE TO: **TIMES PUBLISHING COMPANY**

ASTURIA CDD
C/O INFRAMARK
210 N. UNIVERSITY DRIVE SUITE 702
POMPANO BEACH, FL 33071

REMIT TO:
Times Publishing Company
DEPT 3396
PO BOX 123396
DALLAS, TX 75312-3396


Tampa Bay Times
Published Daily

STATE OF FLORIDA
COUNTY OF Pasco

} ss

Before the undersigned authority personally appeared **Deirdre Bonett** who on oath says that he/she is **Legal Advertising Representative** of the **Tampa Bay Times** a daily newspaper printed in St. Petersburg, in Pinellas County, Florida; that the attached copy of advertisement, being a **Legal Notice** in the matter **RE: Workshop** was published in said newspaper by print in the issues of: **7/ 6/22** or by publication on the newspaper's website, if authorized, on

Affiant further says the said **Tampa Bay Times** is a newspaper published in Pasco County, Florida and that the said newspaper has heretofore been continuously published in said Pasco County, Florida each day and has been entered as a second class mail matter at the post office in said Pasco County, Florida for a period of one year next preceding the first publication of the attached copy of advertisement, and affiant further says that he/she neither paid not promised any person, firm or corporation any discount, rebate, commission or refund for the purpose of securing this advertisement for publication in the said newspaper.



Signature Affiant

Sworn to and subscribed before me this **07/06/2022**



Signature of Notary Public

Personally known X or produced identification

Type of identification produced _____

ASTURIA COMMUNITY DEVELOPMENT DISTRICT
NOTICE OF WORKSHOP

Agenda Page 95

The Board of Supervisors of the Asturia Community Development District (the "District"), will hold a public workshop on **Tuesday July 12, 2022 at 6 p.m.**, at the Asturia Clubhouse, 14575 Promenade Parkway Odessa, FL 33556. The purpose of the public workshops is to discuss operation and maintenance of the District's facilities, which may include, but is not necessarily limited to: aquatic and landscape maintenance, amenity operations, improvements to facilities and infrastructure, policies and rules of the District, budget allocation and finance, and other business of the District.

The public workshops are open to the public and will be conducted in accordance with provisions of Florida law. Copies of the agendas for each workshop may be obtained by contacting the office of the District Manager, at Inframark, Infrastructure Management Services, 210 North University Drive, Suite 702, Coral Springs, Florida 33071 or by phone at (954) 603-0033, (the "District Manager's Office"), during normal business hours. The public workshops may be continued to a date, time, and place to be specified on the record at the workshop. There may be occasions when staff or Board members may participate by speaker telephone.

Any person requiring special accommodations at a public workshop because of a disability or physical impairment should contact the District Manager's Office at least forty-eight (48) hours prior to the public workshop. If you are hearing or speech impaired, please contact the Florida Relay Service by dialing 7-1-1, or 1-800-955-8771 (TTY) / 1-800-955-8770 (Voice), for aid in contacting the District Manager's Office.

No Board decisions shall be made at the public workshops. However, please be advised that any person who decides to appeal any decision made by the Board with respect to any matter is advised that this same person will need a record of the proceedings and that accordingly, the person may need to ensure that a verbatim record of the proceedings is made, including the testimony and evidence upon which such appeal is to be based.

Robert Nanni
District Manager

July 6, 2022

0000234899



June 22, 2022
 Invoice Number: 065826701062222
 Account Number: **0050658267-01**
 Security Code: **2686**
 Service At: 14575 PROMENADE PKWY
 ODESSA, FL 33556-2707

Auto Pay Notice

NEWS AND INFORMATION

Call 1-855-246-2900 today to get the best mobile service for your business with unlimited data, talk and text, for only \$29.99/mo on 2+ lines. Spectrum Internet Required.



Summary *Services from 06/21/22 through 07/20/22 details on following pages*

Previous Balance	249.25
Payments Received - Thank You	-249.25
Remaining Balance	\$0.00
Spectrum Business™ TV	108.85
Spectrum Business™ Internet	69.99
Spectrum Business™ Voice	46.00
Other Charges	21.35
Taxes, Fees and Charges	3.06
Current Charges	\$249.25
<i>YOUR AUTO PAY WILL BE PROCESSED 07/08/22</i>	
Total Due by Auto Pay	\$249.25

Thank you for choosing Spectrum Business.
 We appreciate your prompt payment and value you as a customer.



4145 S. Falkenburg Rd Riverview, FL 33578-8652
 7635 1610 NO RP 22 06222022 NNNNNN 01 001588 0005

ASTURIA COMMUNITY DEVELOPMENT
 210 N UNIVERSITY DR
 STE 702
 CORAL SPRINGS FL 33071-7320



June 22, 2022

ASTURIA COMMUNITY DEVELOPMENT

Invoice Number: 065826701062222
 Account Number: 0050658267-01
 Service At: 14575 PROMENADE PKWY
 ODESSA, FL 33556-2707

Total Due by Auto Pay \$249.25

CHARTER COMMUNICATIONS
 PO BOX 7195
 PASADENA, CA 91109-7195



0001100100506582670180024925

Invoice Number: 065826701062222
 Account Number: 0050658267-01
 Security Code: 2686

Contact Us
 Visit us at SpectrumBusiness.net
 Or, call us at 1-877-824-6249

7635 1610 NO RP 22 06222022 NNNNNN 01 001588 0005

Charge Details

Previous Balance		249.25
Payments Received - Thank You	06/08	-249.25
Remaining Balance		\$0.00

Payments received after 06/22/22 will appear on your next bill.

Services from 06/21/22 through 07/20/22

Spectrum Business™ TV

Digital Adapter, Spectrum Business TV Basic,	108.85
Spectrum Business TV Standard	
	\$108.85

Spectrum Business™ TV Total **\$108.85**

Spectrum Business™ Internet

50Mbps X 5Mbps	69.99
	\$69.99

Spectrum Business™ Internet Total **\$69.99**

Spectrum Business™ Voice

Phone Number 813-510-3601

Spectrum Business Voice	42.00
Modem	4.00
	\$46.00

For additional call details, please visit SpectrumBusiness.net Taxes, Fees and Charges for Spectrum Business Voice are detailed in the Billing Information section.

Spectrum Business™ Voice Total **\$46.00**

Other Charges

Regional Sports Network Fee	0.35
Broadcast TV Fee	21.00
Other Charges Total	\$21.35

Taxes, Fees and Charges

Regulatory Cost Recovery Fee	0.70
Federal Universal Service Fund	2.36
Taxes, Fees and Charges Total	\$3.06

Current Charges	\$249.25
Total Due by Auto Pay	\$249.25



Billing Information

Tax and Fees - This statement reflects the current taxes and fees for your area (including sales, excise, user taxes, etc.). These taxes and fees may change without notice. Visit spectrum.net/taxesandfees for more information.

Spectrum Terms and Conditions of Service – In accordance with the Spectrum Business Services Agreement, Spectrum services are billed on a monthly basis. Spectrum does not provide credits for monthly subscription services that are cancelled prior to the end of the current billing month.

Terms & Conditions - Spectrum's detailed standard terms and conditions for service are located at spectrum.com/policies.

Past Due Fee / Late Fee Reminder - A late fee will be assessed for past due charges for service.

Billing Practices - Spectrum Business mails monthly, itemized invoices for all monthly services in advance. A full payment is required on or before the due date indicated on this invoice. Payments made after the indicated due date may result in a late payment processing charge. Failure to pay could result in the disconnection of all your Spectrum Business service(s). Disconnection of Business Voice service may also result in the loss of your phone number.

Visit Spectrum.com/stores for store locations. For questions or concerns, visit Spectrum.net/support.

Sign up for Paperless Billing.
It's easy, convenient and secure.

Get your statement as soon as it's available. Instead of receiving a paper bill through the mail, sign up for paperless billing.

It's easy – enroll in paperless billing visit SpectrumBusiness.net.

It's convenient – you can access your statement through SpectrumBusiness.net.

It's secure – we deliver securely to your SpectrumBusiness.net account and only you can access through a secure sign-in process.

Each month, you'll receive a paperless e-bill that you pay online with your choice of payment options.

For questions or concerns, please call **1-877-824-6249**.



Invoice Number: 065826701062222
Account Number: 0050658267-01
Security Code: **2686**

ASTURIA COMMUNITY DEVELOPMENT

Contact Us

Agenda Page 98

Visit us at SpectrumBusiness.net

Or, call us at 1-877-824-6249

7635 1610 NO RP 22 06222022 NNNNNN 01 001588 0005

Voice Fees and Charges - These include charges, to recover or defray government fees imposed on Spectrum, and certain other costs related to Spectrum's Voice service, including a Federal Universal Service Charge and, if applicable, a State Universal Service Charge to recover amounts Spectrum must pay to support affordable telephone service, and may include a state Telecommunications Relay Service Fee to support relay services for hearing and speech impaired customers. Please note that these charges are not taxes and are subject to change. For more information, visit spectrum.net/taxesandfees.

Changing Business Locations - Please contact Spectrum Business before moving your Business Voice modem to a new address. To establish service at your new location or return equipment, please contact your Spectrum Business Account Executive at least twenty one (21) business days prior to your move.

Authorization to Convert your Check to an Electronic Funds Transfer Debit - For your convenience, if you provide a check as payment, you authorize Spectrum Business to use the information from your check to make a one-time electronic funds transfer from your account. If you have any questions, please call our office at the telephone number on the front of this invoice. To assist you in future payments, your bank or credit card account information may be electronically stored in our system in a secure, encrypted manner.

Complaint Procedures - If you disagree with your charges, you need to register a complaint no later than 60 days after the due date on your bill statement.

Video Closed Captioning Inquiries - Spectrum provided set-top boxes for video consumption support the ability for the user to enable or disable Closed Captions for customers with hearing impairment.

For immediate closed captioning concerns, call 1-855-707-7328 or email closedcaptioningsupport@charter.com.

To report a complaint on an ongoing closed captioning issue, please send your concerns via US Mail to W. Wesselman, Sr. Director, 2 Digital Place, Simpsonville, SC 29681, send a fax to 1-704-697-4935, call 1-877-276-7432 or email closedcaptioningissues@charter.com.

Spectrum Voice Provider - Spectrum Advanced Services, LLC



Invoice Number:
Account Number:
Security Code:

ASTORIA COMMUNITY DEVELOPMENT
065826701062222
0050658267-01
2686

Contact Us
Visit us at SpectrumBusiness.net
Or, call us at 1-877-824-6249
7635 1610 NO RP 22 06222022 NNNNNN 01 001588 0005



SAVE UP TO 60%^{^^}
ON YOUR WIRELESS BILL

^{^^}Savings based on 2-line comparison of unlimited plans among major nat'l carriers as of 03/2022; prepaid excl. data usage limits vary by carrier.

Only
\$29⁹⁹
/mo per line on 2+ lines*



Reduced speeds after 20GB of usage per line.
Spectrum Business Internet* required.

Get unlimited data, talk and text, plus Nationwide 5G[†] included with no added 5G fees.

NO CONTRACTS • NO ADDED TAXES • NO HIDDEN FEES

Call: 1-833-215-0523

to get the best mobile service for your business.

To learn more, visit Spectrum.com/Business/Mobile

Offer subject to change; valid to qualified business customers who have no outstanding obligation to Charter. Mobile: Service not available in all areas. Per-line activation fee, Spectrum Business Internet and Auto-pay required. Other restrictions apply. [†]Unlimited Data Offer valid for new customers adding 2+ lines or for current mobile customers adding Unlimited lines to existing service. Smartwatch does not qualify as a line. Unlimited: Reduced speeds after 20 GB of usage per line. Visit spectrummobile.com/plans for details. ^{††}To access 5G, 5G compatible phone and 5G service required. Not all 5G capable phones compatible with all 5G service. Speeds may vary. Visit spectrummobile.com/5G for details. ^{^^}Savings based on 2-line comparison of unlimited plans among major nat'l carriers as of 03/2022; prepaid excl. data usage limits vary by carrier. ©2022 Charter Communications. All rights reserved.

ASTURIA CDD			
DUKE ENERGY: V00119			
DATE	6/10/2022		
INVOICE	061022 ACH		
			ACH 7/5
ACCOUNT NUMBER	SERVICE ADDRESS	Coding	5/7-613
910088416077	14826 RENAISSANCE AVE	543014-001-53100-5000	
910088394721	2995 LONG BOW WAY	543014-001-53100-5000	
910088416283	2781 LONG BOW WAY	543014-001-53100-5000	
910088392935	14575 PROMENADE PKWY IRR	543014-001-53100-5000	
910088415084	14807 RENAISSANCE AVE	543014-001-53100-5000	
910088394086	15301 AVILES PKY PUMP	543014-001-53100-5000	
910088393704	15381 AVILES PKWY	543014-001-53100-5000	
910088393316	15138 CARAVAN AVE	543014-001-53100-5000	
910088392745	15121 AVILES PKWY	543014-001-53100-5000	
910088392365	15233 RENAISSANCE AVE	543014-001-53100-5000	
910088415480	15246 CARAVAN AVE	543014-001-53100-5000	
910088394292	14700 TRAILS EDGE BLVD	543014-001-53100-5000	
	543014-001-53100-500	Total	\$ -
910088392555	14721 STATE ROAD 54	543013-001-53100-5000	5416.68
910088416465	0000 PROMENADE PKY LITE	543013-001-53100-5000	
910088415753	0000 AVILES PKY LITE	543013-001-53100-5000	1958.97
910088393514	000 AVILES PKY LITE PH2 A&B SL	543013-001-53100-5000	
910093555410	000 PROMENADE PY LITE	543013-001-53100-5000	
910088415282	15165 STATE ROAD 54	543013-001-53100-5000	241.74
	543013-001-53100-5000	Total	\$ 7,617.39
910088394937	14575 PROMENADE PKWY AMENITY CENTER	543079-001-53100-5000	
910088394523	14575 PROMENADE PKY POOL	543079-001-53100-5000	
	543079-001-53100-5000	Total	\$ -
910088392175	14731 STATE ROAD 54	543063-001-53100-5000	
	543063-001-53100-5000	Total	\$ -
		543014-001-53100-5000	\$ -
		543013-001-53100-5000	\$ 7,617.39
		543079-001-53100-5000	\$ -
		543063-001-53100-5000	\$ -
		Total	\$ 7,617.39



duke-energy.com
877.372.8477

Your Energy Bill

Service address ASTURIA COMM DEV DISTRICT
0000 AVILES PKY LITE
LITE

Bill date Jun 14, 2022
For service May 13 - Jun 13
32 days

Account number 9100 8841 5753

Billing summary

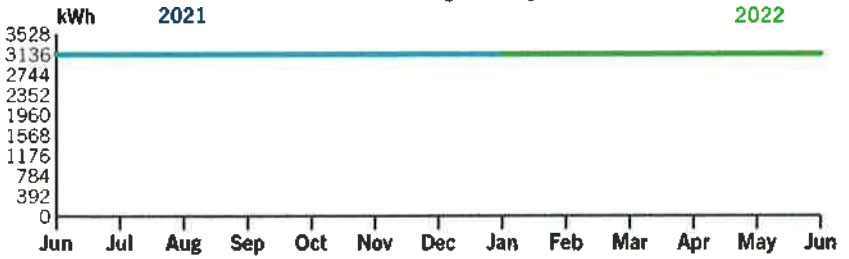
Previous Amount Due	\$1,958.97
Payment Received Jun 03	-1,958.97
Current Lighting Charges	1,951.13
Taxes	7.84
Total Amount Due Jul 05	\$1,958.97



Thank you for your payment.

Your usage snapshot

Electric usage history



Average temperature in degrees

82° 83° 83° 82° 79° 67° 69° 61° 66° 71° 75° 80° 82°

	Current Month	Jun 2021	12-Month Usage	Avg Monthly Usage
Electric (kWh)	3,136	3,136	37,632	3,136
Avg. Daily (kWh)	98	98	103	

12-month usage based on most recent history

Mail your payment at least 7 days before the due date or pay instantly at duke-energy.com/billing. Payments for this statement within 90 days from the bill date will avoid a 0.0% late payment charge.

Please return this portion with your payment. Thank you for your business.



Duke Energy Return Mail
PO Box 1090
Charlotte, NC 28201-1090

Account number
9100 8841 5753

Amount of automatic draft

\$1,958.97
by Jul 5

After 90 days from bill date, a late charge will apply.

\$ _____ \$ _____

Add here, to help others with a contribution to Share the Light

Amount enclosed



Duke Energy Payment Processing
PO Box 1094
Charlotte, NC 28201-1094

fb_def/duke_bill.2022061322:4502_49.asp-6149-000018645

003075 000018645



ASTURIA COMM DEV DISTRICT
210 N UNIVERSITY DR STE 702
CORAL SPRINGS FL 33071-7320



Your usage snapshot - Continued

Outdoor Lighting		
Billing period May 13 - Jun 13		
Description	Quantity	Usage
SV MONTICELLO 9500L	64	3,136 kWh
Total	64	3,136 kWh

Billing details - Lighting

Billing Period - May 13 to Jun 13	
Customer Charge	\$1.63
Energy Charge	
3,136.000 kWh @ 3.459c	108.48
Fuel Charge	
3,136.000 kWh @ 4.437c	139.14
Asset Securitization Charge	
3,136.000 kWh @ 0.065c	2.04
Fixture Charge	
SV MONTICELLO 9500L	805.76
Maintenance Charge	
SV MONTICELLO 9500L	117.76
Pole Charge	
16 DEC CNCRT W/DEC BS/WSHNGTN	
64 Pole(s) @ \$12.130	776.32
Total Current Charges	\$1,951.13

Your current rate is Lighting Service Company Owned/Maintained (LS-1).

Billing details - Taxes

Regulatory Assessment Fee	\$1.40
Gross Receipts Tax	6.44
Total Taxes	\$7.84

fb.def.duke.bills.20220613224502.49.a.p-6151-000018645





duke-energy.com
877.372.8477

Your Energy Bill

Service address
ASTURIA COMM DEV DISTRICT
14721 STATE ROAD 54 LITE
LITE ASTURA PH1A SL

Bill date Jun 10, 2022
For service May 7 - Jun 7
32 days

Account number **9100 8839 2555**

Billing summary

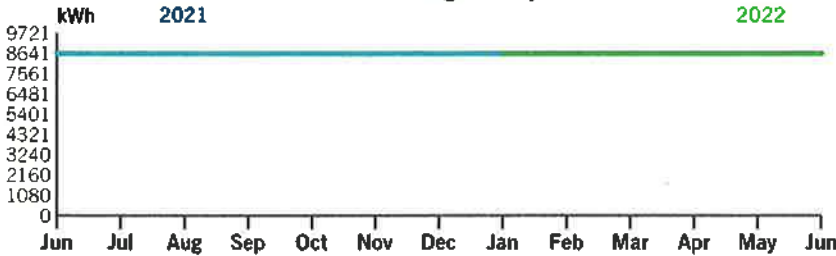
Previous Amount Due	\$5,416.68
Payment Received May 31	-5,416.68
Current Lighting Charges	5,395.12
Taxes	21.56
Total Amount Due Jul 01	\$5,416.68



Thank you for your payment.

Your usage snapshot

Electric usage history



Average temperature in degrees

82° 83° 83° 82° 79° 67° 69° 61° 66° 71° 75° 80° 80°

	Current Month	Jun 2021	12-Month Usage	Avg Monthly Usage
Electric (kWh)	8,641	8,641	103,692	8,641
Avg. Daily (kWh)	270	270	284	
12-month usage based on most recent history				

Mail your payment at least 7 days before the due date or pay instantly at duke-energy.com/billing. Payments for this statement within 90 days from the bill date will avoid a 1.0% late payment charge.

Please return this portion with your payment. Thank you for your business.



Duke Energy Return Mail
PO Box 1090
Charlotte, NC 28201-1090

Account number
9100 8839 2555

Amount of automatic draft

\$5,416.68
by Jul 1

After 90 days from bill date, a late charge will apply.

\$ _____ \$ _____

Add here, to help others with a contribution to Share the Light

Amount enclosed

002153 000017756



ASTURIA COMM DEV DISTRICT
210 N UNIVERSITY DR STE 702
CORAL SPRINGS FL 33071-7320



Duke Energy Payment Processing
PO Box 1094
Charlotte, NC 28201-1094

Your usage snapshot - Continued

Outdoor Lighting		
Billing period May 07 - Jun 07		
Description	Quantity	Usage
Monticello Black TIII 3000K	1	17 kWh
SV MONTICELLO 9500L	176	8,624 kWh
Total	177	8,641 kWh

Billing details - Lighting

Billing Period - May 07 to Jun 07	
Customer Charge	\$1.63
Energy Charge	
8,641.000 kWh @ 3.459c	298.90
Fuel Charge	
8,641.000 kWh @ 4.437c	383.40
Asset Securitization Charge	
8,641.000 kWh @ 0.065c	5.62
Fixture Charge	
Monticello Black TIII 3000K	17.49
SV MONTICELLO 9500L	2,215.84
Maintenance Charge	
Monticello Black TIII 3000K	1.39
SV MONTICELLO 9500L	323.84
Pole Charge	
16 DEC CNCRT W/DEC BS/WSHNGTN	
177 Pole(s) @ \$12.130	2,147.01
Total Current Charges	\$5,395.12

Your current rate is Lighting Service Company Owned/Maintained (LS-1).

Billing details - Taxes

Regulatory Assessment Fee	\$3.88
Gross Receipts Tax	17.68
Total Taxes	\$21.56

fb.def.duke.bills.20220609233553.59.asp-4307-000017756





duke-energy.com
877.372.8477

Your Energy Bill

Service address
ASTURIA COMM DEV DISTRICT
15165 STATE ROAD 54
MONUMENT

Bill date Jun 10, 2022
For service May 3 - Jun 1
30 days

Account number 9100 8841 5282

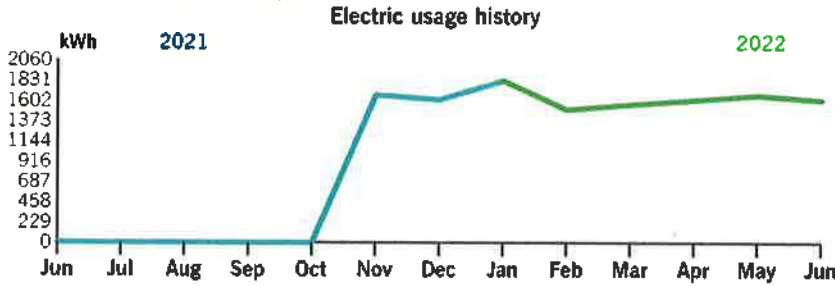
Billing summary

Previous Amount Due	\$249.30
Payment Received Jun 01	-249.30
Current Electric Charges	235.53
Taxes	6.21
Total Amount Due Jul 01	\$241.74



Thank you for your payment.

Your usage snapshot



Average temperature in degrees

82° 83° 83° 82° 79° 67° 69° 61° 66° 71° 75° 80° 81°

	Current Month	Jun 2021	12-Month Usage	Avg Monthly Usage
Electric (kWh)	1,613	0	13,079	1,090
Avg. Daily (kWh)	54	0	33	

12-month usage based on most recent history

Mail your payment at least 7 days before the due date or pay instantly at duke-energy.com/billing. Payments for this statement within 90 days from the bill date will avoid a 1.0% late payment charge.

Please return this portion with your payment. Thank you for your business.



Duke Energy Return Mail
PO Box 1090
Charlotte, NC 28201-1090

Account number
9100 8841 5282

Amount of automatic draft

\$241.74
by Jul 1

After 90 days from bill date, a late charge will apply.

\$ _____ \$ _____

Add here, to help others with a contribution to Share the Light

Amount enclosed

002151 000017756



ASTURIA COMM DEV DISTRICT
210 N UNIVERSITY DR STE 702
CORAL SPRINGS FL 33071-7320



Duke Energy Payment Processing
PO Box 1094
Charlotte, NC 28201-1094

fb.def.duke.bills.20220609233553.59.afp-4301-000017756



Your usage snapshot - Continued

Current electric usage for meter number 2778179	
Estimated reading on Jun 1	28777
Estimated previous reading on May 3	- 27164
<hr/>	
Energy Used	1,613 kWh
Billed kWh	1,613.000 kWh



A kilowatt-hour (kWh) is a measure of the energy used by a 1,000-watt appliance in one hour. A 10-watt LED lightbulb would take 100 hours to use 1 kWh.

Your bill this month includes estimated usage and may be adjusted once the actual usage is obtained from the meter.

Billing details - Electric

Billing Period - May 03 to Jun 01	
Meter - 2778179	
Customer Charge	\$15.47
Energy Charge	
1,613.000 kWh @ 8.652c	139.56
Fuel Charge	
1,613.000 kWh @ 4.787c	77.21
Asset Securitization Charge	
1,613.000 kWh @ 0.204c	3.29
Total Current Charges	\$235.53

Your current rate is General Service Non-Demand Sec (GS-1).

Billing details - Taxes

Regulatory Assessment Fee	\$0.17
Gross Receipts Tax	6.04
Total Taxes	\$6.21

ASTURIA CDD			
DUKE ENERGY: V00119			
DATE	7/6/2022		
INVOICE	070622 ACH		
			ACH 7/27
ACCOUNT NUMBER	SERVICE ADDRESS	Coding	5/25-6/24
910088416077	14826 RENAISSANCE AVE	543014-001-53100-5000	\$ 30.42
910088394721	2995 LONG BOW WAY	543014-001-53100-5000	\$ 30.42
910088416283	2781 LONG BOW WAY	543014-001-53100-5000	\$ 30.42
910088392935	14575 PROMENADE PKWY IRR	543014-001-53100-5000	\$ 30.41
910088415084	14807 RENAISSANCE AVE	543014-001-53100-5000	\$ 30.42
910088394086	15301 AVILES PKY PUMP	543014-001-53100-5000	\$ 30.41
910088393704	15381 AVILES PKWY	543014-001-53100-5000	\$ 30.42
910088393316	15138 CARAVAN AVE	543014-001-53100-5000	\$ 30.42
910088392745	15121 AVILES PKWY	543014-001-53100-5000	\$ 30.41
910088392365	15233 RENAISSANCE AVE	543014-001-53100-5000	\$ 30.42
910088415480	15246 CARAVAN AVE	543014-001-53100-5000	\$ 30.42
910088394292	14700 TRAILS EDGE BLVD	543014-001-53100-5000	\$ 30.42
	543014-001-53100-500	Total	\$ 365.01
910088392555	14721 STATE ROAD 54	543013-001-53100-5000	\$ -
910088416465	0000 PROMENADE PKY LITE	543013-001-53100-5000	\$ 293.47
910088415753	0000 AVILES PKY LITE	543013-001-53100-5000	\$ -
910088393514	000 AVILES PKY LITE PH2 A&B SL	543013-001-53100-5000	\$ 2,509.45
910093555410	000 PROMENADE PY LITE	543013-001-53100-5000	\$ 99.06
910088415282	15165 STATE ROAD 54	543013-001-53100-5000	\$ -
	543013-001-53100-5000	Total	\$ 2,901.98
910088394937	14575 PROMENADE PKWY AMENITY CENTER	543079-001-53100-5000	\$ 1,458.24
910088394523	14575 PROMENADE PKY POOL	543079-001-53100-5000	\$ 807.32
	543079-001-53100-5000	Total	\$ 2,265.56
910088392175	14731 STATE ROAD 54	543063-001-53100-5000	\$ 30.71
	543063-001-53100-5000	Total	\$ 30.71
		543014-001-53100-5000	\$ 365.01
		543013-001-53100-5000	\$ 2,901.98
		543079-001-53100-5000	\$ 2,265.56
		543063-001-53100-5000	\$ 30.71
		Total	\$ 5,563.26



duke-energy.com
877.372.8477

Your Energy Bill

Service address
ASTURIA COMM DEV DISTRICT
14731 STATE ROAD 54
ODESSA FL 33556

Bill date Jul 6, 2022
For service Jun 2 - Jul 1
30 days

Account number **9100 8839 2175**

Billing summary

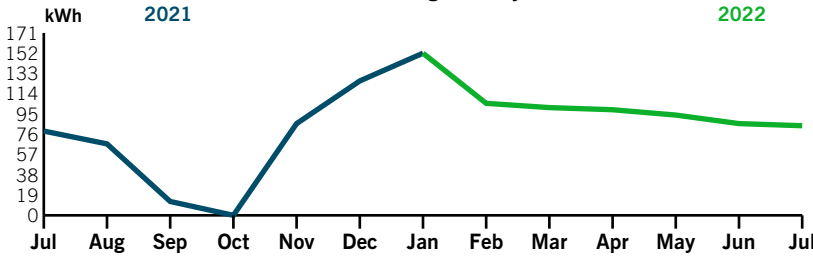
Previous Amount Due	\$30.72
<i>Payment Received Jun 24</i>	-30.72
Current Electric Charges	30.00
Taxes	0.71



Thank you for your payment.

Your usage snapshot

Electric usage history



Average temperature in degrees

83° 83° 82° 79° 67° 69° 61° 66° 71° 75° 80° 83° 83°

	Current Month	Jul 2021	12-Month Usage	Avg Monthly Usage
Electric (kWh)	84	79	1,013	84
Avg. Daily (kWh)	3	2	3	

12-month usage based on most recent history

Mail your payment at least 7 days before the due date or pay instantly at duke-energy.com/billing. Payments for this statement within 60 days from the bill date will avoid a 1.0% late payment charge.

Please return this portion with your payment. Thank you for your business.

Amount of automatic draft



Duke Energy Return Mail
PO Box 1090
Charlotte, NC 28201-1090

Account number
9100 8839 2175

\$30.71
by Jul 27

After 60 days from bill date, a late charge will apply.

\$ _____ \$ _____
Add here, to help others with a contribution to Share the Light **Amount enclosed**

ASTURIA COMM DEV DISTRICT
210 N UNIVERSITY DR STE 702
CORAL SPRINGS FL 33071-7320

Duke Energy Payment Processing
PO Box 1094
Charlotte, NC 28201-1094

8891008839217500066000000000000000000000307100000030717



Your usage snapshot - Continued

Current electric usage for meter number 7885302	
Actual reading on Jul 1	1712
Previous reading on Jun 2	- 1628
<hr/>	
Energy Used	84 kWh
Billed kWh	84.000 kWh

Billing details - Electric

Billing Period - Jun 02 to Jul 01	
Meter - 7885302	
Customer Charge	\$15.47
Energy Charge	
84.000 kWh @ 8.652c	7.26
Fuel Charge	
84.000 kWh @ 4.787c	4.02
Asset Securitization Charge	
84.000 kWh @ 0.204c	0.17
Minimum Bill Adjustment	3.08
<hr/>	
Total Current Charges	\$30.00

The total charges incurred during this billing period are below the minimum expenses necessary to equitably provide and maintain reliable electric service to all facilities across the state. When the combined monthly customer, energy, fuel, and other charges fall below a \$30 threshold, customers will see the difference noted as a Minimum Bill Adjustment under the Billing Details section. Learn more about the minimum charge adjustment and additional customer charges at duke-energy.com/minimum.

Your current rate is General Service Non-Demand Sec (GS-1).

Billing details - Taxes

Regulatory Assessment Fee	\$0.02
Gross Receipts Tax	0.69
<hr/>	
Total Taxes	\$0.71



duke-energy.com
877.372.8477

Your Energy Bill

Service address

ASTURIA COMM DEV DISTRICT
000 PROMENADE PKY LITE
LITE

Bill date Jun 27, 2022

For service May 25 - Jun 24
31 days

Account number **9100 9355 5410**

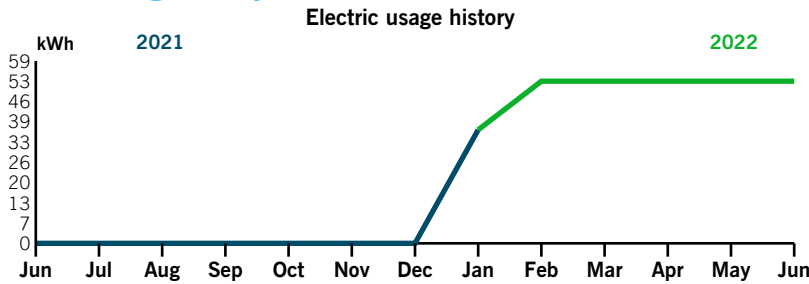
Billing summary

Previous Amount Due	\$99.06
<i>Payment Received Jun 15</i>	-99.06
Current Lighting Charges	98.84
Taxes	0.22



Thank you for your payment.

Your usage snapshot



Average temperature in degrees

82° 83° 83° 82° 79° 67° 69° 61° 66° 71° 75° 80° 83°

	Current Month	Jun 2021	12-Month Usage	Avg Monthly Usage
Electric (kWh)	53	0	N/A	50
Avg. Daily (kWh)	2	0	N/A	

12-month usage based on most recent history

Mail your payment at least 7 days before the due date or pay instantly at duke-energy.com/billing. Late payments are subject to a \$5.00 or 1.5%, late charge, whichever is greater.

Please return this portion with your payment. Thank you for your business.

Amount of automatic draft



Duke Energy Return Mail
PO Box 1090
Charlotte, NC 28201-1090

Account number
9100 9355 5410

\$99.06
by Jul 18

Your payment is scheduled to be made by monthly automatic draft on Jul 18

\$ _____ \$ _____
Add here, to help others with a contribution to Share the Light **Amount enclosed**

ASTURIA COMM DEV DISTRICT
210 N UNIVERSITY DR STE 702
CORAL SPRINGS FL 33071-7320

Duke Energy Payment Processing
PO Box 1094
Charlotte, NC 28201-1094

889100935554100006600000000000000000990600000099063

Your usage snapshot - Continued

Outdoor Lighting		
Billing period May 25 - Jun 24		
Description	Quantity	Usage
Monticello Black TIII 3000K	3	53 kWh
Total	3	53 kWh

Billing details - Lighting

Billing Period - May 25 to Jun 24	
Customer Charge	\$1.63
Energy Charge	
52.500 kWh @ 3.459c	1.82
Fuel Charge	
52.500 kWh @ 4.437c	2.33
Asset Securitization Charge	
52.500 kWh @ 0.065c	0.03
Fixture Charge	
Monticello Black TIII 3000K	52.47
Maintenance Charge	
Monticello Black TIII 3000K	4.17
Pole Charge	
16 DEC CNCRT W/DEC BS/WSHNGTN	
3 Pole(s) @ \$12.130	36.39
Total Current Charges	\$98.84

Your current rate is Lighting Service Company Owned/Maintained (LS-1).

Billing details - Taxes

Regulatory Assessment Fee	\$0.07
Gross Receipts Tax	0.15
Total Taxes	\$0.22



duke-energy.com
877.372.8477

Your Energy Bill

Service address
ASTURIA COMM DEV DISTRICT
000 AVILES PKY LITE
LITE ASTURIA PH2 A&B SL

Bill date Jun 29, 2022
For service May 25 - Jun 24
31 days

Account number 9100 8839 3514

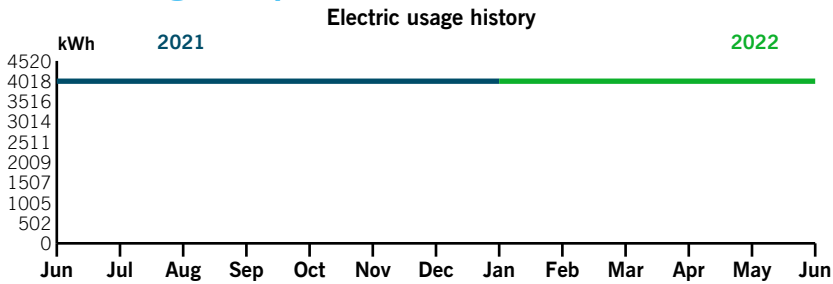
Billing summary

Previous Amount Due	\$2,509.45
<i>Payment Received Jun 17</i>	-2,509.45
Current Lighting Charges	2,499.41
Taxes	10.04



Thank you for your payment.

Your usage snapshot



Average temperature in degrees

82° 83° 83° 82° 79° 67° 69° 61° 66° 71° 75° 80° 83°

	Current Month	Jun 2021	12-Month Usage	Avg Monthly Usage
Electric (kWh)	4,018	4,018	48,216	4,018
Avg. Daily (kWh)	130	134	132	

12-month usage based on most recent history

Mail your payment at least 7 days before the due date or pay instantly at duke-energy.com/billing. Payments for this statement within 90 days from the bill date will avoid a 0.0% late payment charge.

Please return this portion with your payment. Thank you for your business.

Amount of automatic draft



Account number
9100 8839 3514

\$2,509.45
by Jul 20

After 90 days from bill date, a late charge will apply.

Duke Energy Return Mail
PO Box 1090
Charlotte, NC 28201-1090

\$ _____ \$ _____
Add here, to help others with a contribution to Share the Light **Amount enclosed**

ASTURIA COMM DEV DISTRICT
210 N UNIVERSITY DR STE 702
CORAL SPRINGS FL 33071-7320

Duke Energy Payment Processing
PO Box 1094
Charlotte, NC 28201-1094

Your usage snapshot - Continued

Outdoor Lighting		
Billing period May 25 - Jun 24		
Description	Quantity	Usage
SV MONTICELLO 9500L	82	4,018 kWh
Total	82	4,018 kWh

Billing details - Lighting

Billing Period - May 25 to Jun 24	
Customer Charge	\$1.63
Energy Charge	
4,018.000 kWh @ 3.459c	138.97
Fuel Charge	
4,018.000 kWh @ 4.437c	178.28
Asset Securitization Charge	
4,018.000 kWh @ 0.065c	2.61
Fixture Charge	
SV MONTICELLO 9500L	1,032.38
Maintenance Charge	
SV MONTICELLO 9500L	150.88
Pole Charge	
16 DEC CNCRT W/DEC BS/WSHNGTN	
82 Pole(s) @ \$12.130	994.66
Total Current Charges	\$2,499.41

Your current rate is Lighting Service Company Owned/Maintained (LS-1).

Billing details - Taxes

Regulatory Assessment Fee	\$1.80
Gross Receipts Tax	8.24
Total Taxes	\$10.04



duke-energy.com
877.372.8477

Your Energy Bill

Service address
ASTURIA COMM DEV DISTRICT
0000 PROMENADE PKY LITE
LITE

Bill date Jul 5, 2022
For service Jun 2 - Jul 1
30 days

Account number **9100 8841 6465**

Billing summary

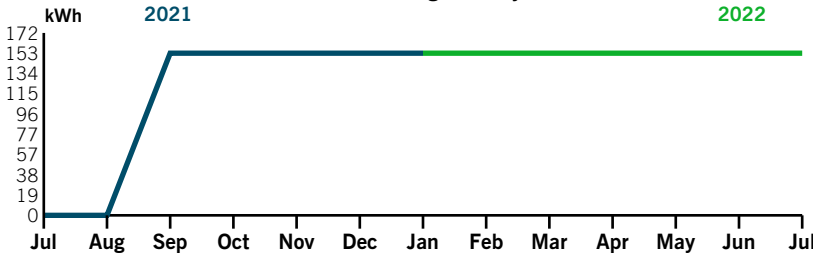
Previous Amount Due	\$293.47
<i>Payment Received Jun 23</i>	-293.47
Current Lighting Charges	292.91
Taxes	0.56



Thank you for your payment.

Your usage snapshot

Electric usage history



Average temperature in degrees

83° 83° 82° 79° 67° 69° 61° 66° 71° 75° 80° 83° 83°

	Current Month	Jul 2021	12-Month Usage	Avg Monthly Usage
Electric (kWh)	153	0	N/A	153
Avg. Daily (kWh)	5	0	N/A	

12-month usage based on most recent history

Mail your payment at least 7 days before the due date or pay instantly at duke-energy.com/billing. Payments for this statement within 60 days from the bill date will avoid a 1.0% late payment charge.

Please return this portion with your payment. Thank you for your business.

Amount of automatic draft



Duke Energy Return Mail
PO Box 1090
Charlotte, NC 28201-1090

Account number
9100 8841 6465

\$293.47
by Jul 26

After 60 days from bill date, a late charge will apply.

\$ _____ \$ _____
Add here, to help others with a contribution to Share the Light **Amount enclosed**

ASTURIA COMM DEV DISTRICT
210 N UNIVERSITY DR STE 702
CORAL SPRINGS FL 33071-7320

Duke Energy Payment Processing
PO Box 1094
Charlotte, NC 28201-1094

Your usage snapshot - Continued

Outdoor Lighting		
Billing period Jun 02 - Jul 01		
Description	Quantity	Usage
Monticello Black TIII 3000K	9	153 kWh
Total	9	153 kWh

Billing details - Lighting

Billing Period - Jun 02 to Jul 01	
Customer Charge	\$1.63
Energy Charge	
153.000 kWh @ 3.459c	5.30
Fuel Charge	
153.000 kWh @ 4.437c	6.79
Asset Securitization Charge	
153.000 kWh @ 0.065c	0.10
Fixture Charge	
Monticello Black TIII 3000K	157.41
Maintenance Charge	
Monticello Black TIII 3000K	12.51
Pole Charge	
16 DEC CNCRT W/DEC BS/WSHNGTN	
9 Pole(s) @ \$12.130	109.17
Total Current Charges	\$292.91

Your current rate is Lighting Service Company Owned/Maintained (LS-1).

Billing details - Taxes

Regulatory Assessment Fee	\$0.21
Gross Receipts Tax	0.35
Total Taxes	\$0.56



duke-energy.com
877.372.8477

Your Energy Bill

Service address
ASTURIA COMM DEV DISTRICT
2781 LONG BOW WAY
IRRIGATION

Bill date Jul 6, 2022
For service Jun 2 - Jul 1
30 days

Account number **9100 8841 6283**

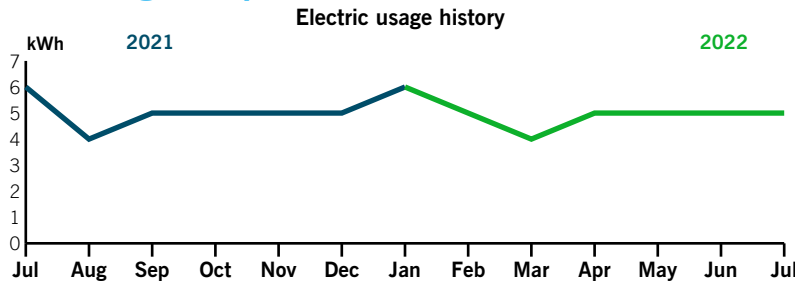
Billing summary

Previous Amount Due	\$30.42
<i>Payment Received Jun 24</i>	-30.42
Current Electric Charges	30.00
Taxes	0.42



Thank you for your payment.

Your usage snapshot



Average temperature in degrees

83° 83° 82° 79° 67° 69° 61° 66° 71° 75° 80° 83° 83°

	Current Month	Jul 2021	12-Month Usage	Avg Monthly Usage
Electric (kWh)	5	6	59	5
Avg. Daily (kWh)	0	0	0	

12-month usage based on most recent history

Mail your payment at least 7 days before the due date or pay instantly at duke-energy.com/billing. Payments for this statement within 60 days from the bill date will avoid a 1.0% late payment charge.

Please return this portion with your payment. Thank you for your business.



Duke Energy Return Mail
PO Box 1090
Charlotte, NC 28201-1090

Account number
9100 8841 6283

Amount of automatic draft

\$30.42
by Jul 27

After 60 days from bill date, a late charge will apply.

\$ _____ \$ _____
Add here, to help others with a contribution to Share the Light **Amount enclosed**

ASTURIA COMM DEV DISTRICT
210 N UNIVERSITY DR STE 702
CORAL SPRINGS FL 33071-7320

Duke Energy Payment Processing
PO Box 1094
Charlotte, NC 28201-1094



Your usage snapshot - Continued

Current electric usage for meter number 4459002	
Actual reading on Jul 1	101
Previous reading on Jun 2	- 96
<hr/>	
Energy Used	5 kWh
Billed kWh	5.000 kWh

Billing details - Electric

Billing Period - Jun 02 to Jul 01	
Meter - 4459002	
Customer Charge	\$15.47
Energy Charge	
5.000 kWh @ 8.652c	0.42
Fuel Charge	
5.000 kWh @ 4.787c	0.24
Asset Securitization Charge	
5.000 kWh @ 0.204c	0.01
Minimum Bill Adjustment	13.86
<hr/>	
Total Current Charges	\$30.00

The total charges incurred during this billing period are below the minimum expenses necessary to equitably provide and maintain reliable electric service to all facilities across the state. When the combined monthly customer, energy, fuel, and other charges fall below a \$30 threshold, customers will see the difference noted as a Minimum Bill Adjustment under the Billing Details section. Learn more about the minimum charge adjustment and additional customer charges at duke-energy.com/minimum.

Your current rate is General Service Non-Demand Sec (GS-1).

Billing details - Taxes

Regulatory Assessment Fee	\$0.01
Gross Receipts Tax	0.41
<hr/>	
Total Taxes	\$0.42



duke-energy.com
877.372.8477

Your Energy Bill

Service address
ASTURIA COMM DEV DISTRICT
14826 RENAISSANCE AVE
IRRIGATION

Bill date Jul 6, 2022
For service Jun 2 - Jul 1
30 days

Account number **9100 8841 6077**

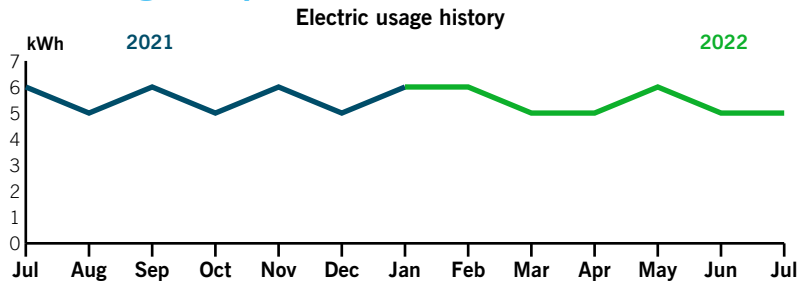
Billing summary

Previous Amount Due	\$30.42
<i>Payment Received Jun 24</i>	-30.42
Current Electric Charges	30.00
Taxes	0.42



Thank you for your payment.

Your usage snapshot



Average temperature in degrees

83° 83° 82° 79° 67° 69° 61° 66° 71° 75° 80° 83° 83°

	Current Month	Jul 2021	12-Month Usage	Avg Monthly Usage
Electric (kWh)	5	6	65	5
Avg. Daily (kWh)	0	0	0	

12-month usage based on most recent history

Mail your payment at least 7 days before the due date or pay instantly at duke-energy.com/billing. Payments for this statement within 60 days from the bill date will avoid a 1.0% late payment charge.

Please return this portion with your payment. Thank you for your business.

Amount of automatic draft



Duke Energy Return Mail
PO Box 1090
Charlotte, NC 28201-1090

Account number
9100 8841 6077

\$30.42
by Jul 27

After 60 days from bill date, a late charge will apply.

\$ _____ \$ _____
Add here, to help others with a contribution to Share the Light **Amount enclosed**

ASTURIA COMM DEV DISTRICT
210 N UNIVERSITY DR STE 702
CORAL SPRINGS FL 33071-7320

Duke Energy Payment Processing
PO Box 1094
Charlotte, NC 28201-1094



Your usage snapshot - Continued

Current electric usage for meter number 4458998	
Actual reading on Jul 1	110
Previous reading on Jun 2	- 105
<hr/>	
Energy Used	5 kWh
Billed kWh	5.000 kWh

Billing details - Electric

Billing Period - Jun 02 to Jul 01	
Meter - 4458998	
Customer Charge	\$15.47
Energy Charge	
5.000 kWh @ 8.652c	0.42
Fuel Charge	
5.000 kWh @ 4.787c	0.24
Asset Securitization Charge	
5.000 kWh @ 0.204c	0.01
Minimum Bill Adjustment	13.86
<hr/>	
Total Current Charges	\$30.00

The total charges incurred during this billing period are below the minimum expenses necessary to equitably provide and maintain reliable electric service to all facilities across the state. When the combined monthly customer, energy, fuel, and other charges fall below a \$30 threshold, customers will see the difference noted as a Minimum Bill Adjustment under the Billing Details section. Learn more about the minimum charge adjustment and additional customer charges at duke-energy.com/minimum.

Your current rate is General Service Non-Demand Sec (GS-1).

Billing details - Taxes

Regulatory Assessment Fee	\$0.01
Gross Receipts Tax	0.41
<hr/>	
Total Taxes	\$0.42



Your usage snapshot - Continued

Current electric usage for meter number 4320628	
Actual reading on Jul 1	156
Previous reading on Jun 2	- 151
<hr/>	
Energy Used	5 kWh
Billed kWh	5.000 kWh

Billing details - Electric

Billing Period - Jun 02 to Jul 01	
Meter - 4320628	
Customer Charge	\$15.47
Energy Charge	
5.000 kWh @ 8.652c	0.42
Fuel Charge	
5.000 kWh @ 4.787c	0.24
Asset Securitization Charge	
5.000 kWh @ 0.204c	0.01
Minimum Bill Adjustment	13.86
<hr/>	
Total Current Charges	\$30.00

The total charges incurred during this billing period are below the minimum expenses necessary to equitably provide and maintain reliable electric service to all facilities across the state. When the combined monthly customer, energy, fuel, and other charges fall below a \$30 threshold, customers will see the difference noted as a Minimum Bill Adjustment under the Billing Details section. Learn more about the minimum charge adjustment and additional customer charges at duke-energy.com/minimum.

Your current rate is General Service Non-Demand Sec (GS-1).

Billing details - Taxes

Regulatory Assessment Fee	\$0.01
Gross Receipts Tax	0.41
<hr/>	
Total Taxes	\$0.42



duke-energy.com
877.372.8477

Your Energy Bill

Service address
ASTURIA COMM DEV DISTRICT
14807 RENAISSANCE AVE
IRRIGATION

Bill date Jul 6, 2022
For service Jun 2 - Jul 1
30 days

Account number **9100 8841 5084**

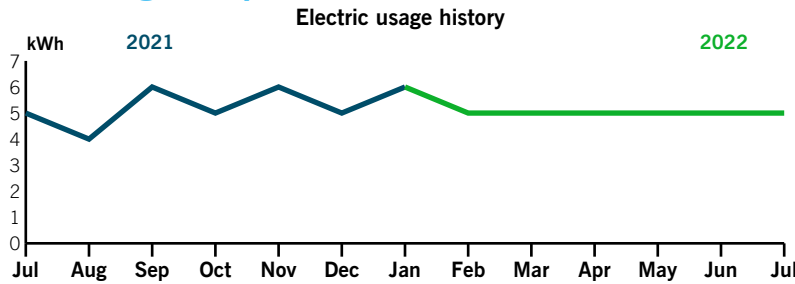
Billing summary

Previous Amount Due	\$30.42
<i>Payment Received Jun 24</i>	-30.42
Current Electric Charges	30.00
Taxes	0.42



Thank you for your payment.

Your usage snapshot



Average temperature in degrees

83° 83° 82° 79° 67° 69° 61° 66° 71° 75° 80° 83° 83°

	Current Month	Jul 2021	12-Month Usage	Avg Monthly Usage
Electric (kWh)	5	5	62	5
Avg. Daily (kWh)	0	0	0	

12-month usage based on most recent history

Mail your payment at least 7 days before the due date or pay instantly at duke-energy.com/billing. Payments for this statement within 60 days from the bill date will avoid a 1.0% late payment charge.

Please return this portion with your payment. Thank you for your business.

Amount of automatic draft



Duke Energy Return Mail
PO Box 1090
Charlotte, NC 28201-1090

Account number
9100 8841 5084

\$30.42
by Jul 27

After 60 days from bill date, a late charge will apply.

\$ _____ \$ _____
Add here, to help others with a contribution to Share the Light **Amount enclosed**

ASTURIA COMM DEV DISTRICT
210 N UNIVERSITY DR STE 702
CORAL SPRINGS FL 33071-7320

Duke Energy Payment Processing
PO Box 1094
Charlotte, NC 28201-1094

Your usage snapshot - Continued

Current electric usage for meter number 3593867	
Actual reading on Jul 1	152
Previous reading on Jun 2	- 147
<hr/>	
Energy Used	5 kWh
Billed kWh	5.000 kWh

Billing details - Electric

Billing Period - Jun 02 to Jul 01	
Meter - 3593867	
Customer Charge	\$15.47
Energy Charge	
5.000 kWh @ 8.652c	0.42
Fuel Charge	
5.000 kWh @ 4.787c	0.24
Asset Securitization Charge	
5.000 kWh @ 0.204c	0.01
Minimum Bill Adjustment	13.86
<hr/>	
Total Current Charges	\$30.00

The total charges incurred during this billing period are below the minimum expenses necessary to equitably provide and maintain reliable electric service to all facilities across the state. When the combined monthly customer, energy, fuel, and other charges fall below a \$30 threshold, customers will see the difference noted as a Minimum Bill Adjustment under the Billing Details section. Learn more about the minimum charge adjustment and additional customer charges at duke-energy.com/minimum.

Your current rate is General Service Non-Demand Sec (GS-1).

Billing details - Taxes

Regulatory Assessment Fee	\$0.01
Gross Receipts Tax	0.41
<hr/>	
Total Taxes	\$0.42

Your usage snapshot - Continued

Current electric usage for meter number 9504488		
Actual reading on Jul 1		5901
Previous reading on Jun 2		- 5463
<hr/>		
Energy Used		438 kWh
	Multiplier	x 20
	Energy used	8,760.00 kWh
Billed kWh	8,760.000 kWh	

Outdoor Lighting		
Billing period Jun 02 - Jul 01		
Description	Quantity	Usage
SV MONTICELLO 9500L	7	343 kWh
Total	7	343 kWh

Billing details - Lighting

Billing Period - Jun 02 to Jul 01	
Customer Charge	\$1.63
Energy Charge	
343.000 kWh @ 3.459c	11.86
Fuel Charge	
343.000 kWh @ 4.437c	15.22
Asset Securitization Charge	
343.000 kWh @ 0.065c	0.22
Fixture Charge	
SV MONTICELLO 9500L	88.13
Maintenance Charge	
SV MONTICELLO 9500L	12.88
Pole Charge	
16 DEC CNCRT W/DEC BS/WSHNGTN	
7 Pole(s) @ \$12.130	84.91
Total Current Charges	\$214.85

Your current rate is Lighting Service Company Owned/Maintained (LS-1).

Billing details - Electric

Billing Period - Jun 02 to Jul 01	
Meter - 9504488	
Customer Charge	\$15.47
Energy Charge	
8,760.000 kWh @ 8.652c	757.91
Fuel Charge	
8,760.000 kWh @ 4.787c	419.34
Asset Securitization Charge	
8,760.000 kWh @ 0.204c	17.87

Your current rate is General Service Non-Demand Sec (GS-1).



duke-energy.com
877.372.8477

Billing details - Electric continued

Total Current Charges	\$1,210.59
------------------------------	-------------------

Billing details - Taxes

Regulatory Assessment Fee	\$1.02
Gross Receipts Tax	31.78
Total Taxes	\$32.80



duke-energy.com
877.372.8477

Your Energy Bill

Service address
ASTURIA COMM DEV DISTRICT
2995 LONG BOW WAY
IRRIGATION

Bill date Jul 6, 2022
For service Jun 2 - Jul 1
30 days

Account number **9100 8839 4721**

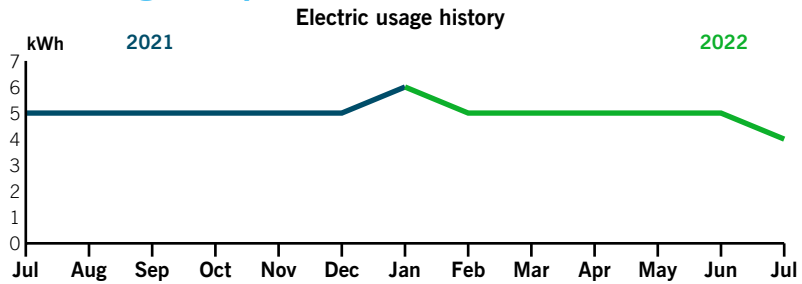
Billing summary

Previous Amount Due	\$30.42
<i>Payment Received Jun 24</i>	-30.42
Current Electric Charges	30.00
Taxes	0.42



Thank you for your payment.

Your usage snapshot



Average temperature in degrees

83° 83° 82° 79° 67° 69° 61° 66° 71° 75° 80° 83° 83°

	Current Month	Jul 2021	12-Month Usage	Avg Monthly Usage
Electric (kWh)	4	5	60	5
Avg. Daily (kWh)	0	0	0	

12-month usage based on most recent history

Mail your payment at least 7 days before the due date or pay instantly at duke-energy.com/billing. Payments for this statement within 60 days from the bill date will avoid a 1.0% late payment charge.

Please return this portion with your payment. Thank you for your business.

Amount of automatic draft



Account number
9100 8839 4721

\$30.42
by Jul 27

After 60 days from bill date, a late charge will apply.

Duke Energy Return Mail
PO Box 1090
Charlotte, NC 28201-1090

\$ _____ \$ _____
Add here, to help others with a contribution to Share the Light **Amount enclosed**

ASTURIA COMM DEV DISTRICT
210 N UNIVERSITY DR STE 702
CORAL SPRINGS FL 33071-7320

Duke Energy Payment Processing
PO Box 1094
Charlotte, NC 28201-1094



Your usage snapshot - Continued

Current electric usage for meter number 4459024	
Actual reading on Jul 1	103
Previous reading on Jun 2	- 99
<hr/>	
Energy Used	4 kWh
Billed kWh	4.000 kWh

Billing details - Electric

Billing Period - Jun 02 to Jul 01	
Meter - 4459024	
Customer Charge	\$15.47
Energy Charge	
4.000 kWh @ 8.652c	0.34
Fuel Charge	
4.000 kWh @ 4.787c	0.19
Asset Securitization Charge	
4.000 kWh @ 0.204c	0.01
Minimum Bill Adjustment	13.99
<hr/>	
Total Current Charges	\$30.00

The total charges incurred during this billing period are below the minimum expenses necessary to equitably provide and maintain reliable electric service to all facilities across the state. When the combined monthly customer, energy, fuel, and other charges fall below a \$30 threshold, customers will see the difference noted as a Minimum Bill Adjustment under the Billing Details section. Learn more about the minimum charge adjustment and additional customer charges at duke-energy.com/minimum.

Your current rate is General Service Non-Demand Sec (GS-1).

Billing details - Taxes

Regulatory Assessment Fee	\$0.01
Gross Receipts Tax	0.41
<hr/>	
Total Taxes	\$0.42



duke-energy.com
877.372.8477

Your Energy Bill

Service address

ASTURIA COMM DEV DISTRICT
14575 PROMENADE PKY POOL
POOL

Bill date Jul 6, 2022
For service Jun 2 - Jul 1
30 days

Account number **9100 8839 4523**

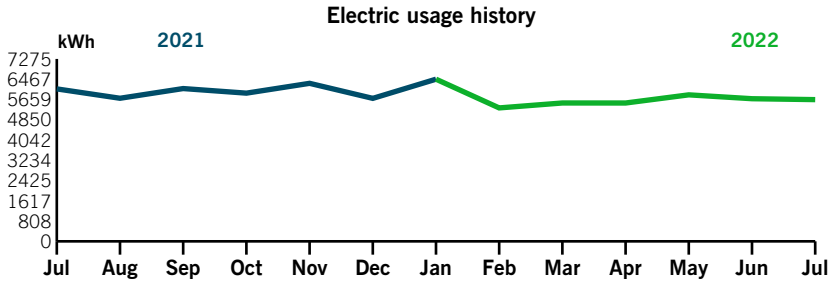
Billing summary

Previous Amount Due	\$812.49
<i>Payment Received Jun 24</i>	<i>-812.49</i>
Current Electric Charges	786.58
Taxes	20.74



Thank you for your payment.

Your usage snapshot



Average temperature in degrees

83° 83° 82° 79° 67° 69° 61° 66° 71° 75° 80° 83° 83°

	Current Month	Jul 2021	12-Month Usage	Avg Monthly Usage
Electric (kWh)	5,652	6,080	69,725	5,810
Avg. Daily (kWh)	188	190	189	
12-month usage based on most recent history				

Please return this portion with your payment. Thank you for your business.



Duke Energy Return Mail
PO Box 1090
Charlotte, NC 28201-1090

Account number
9100 8839 4523

Mail your payment at least 7 days before the due date or pay instantly at duke-energy.com/billing. Payments for this statement within 60 days from the bill date will avoid a 1.0% late payment charge.

Amount of automatic draft

\$807.32 <i>by Jul 27</i>	<i>After 60 days from bill date, a late charge will apply.</i>
-------------------------------------	--

\$ _____ \$ _____
Add here, to help others with a contribution to Share the Light **Amount enclosed**

ASTURIA COMM DEV DISTRICT
210 N UNIVERSITY DR STE 702
CORAL SPRINGS FL 33071-7320

Duke Energy Payment Processing
PO Box 1094
Charlotte, NC 28201-1094



Your usage snapshot - Continued

Current electric usage for meter number 1016855	
Actual reading on Jul 1	332847
Previous reading on Jun 2	- 327195
<hr/>	
Energy Used	5,652 kWh
Billed kWh	5,652.000 kWh

Billing details - Electric

Billing Period - Jun 02 to Jul 01	
Meter - 1016855	
Customer Charge	\$15.47
Energy Charge	
5,652.000 kWh @ 8.652c	489.02
Fuel Charge	
5,652.000 kWh @ 4.787c	270.56
Asset Securitization Charge	
5,652.000 kWh @ 0.204c	11.53
<hr/>	
Total Current Charges	\$786.58

Your current rate is General Service Non-Demand Sec (GS-1).

Billing details - Taxes

Regulatory Assessment Fee	\$0.57
Gross Receipts Tax	20.17
<hr/>	
Total Taxes	\$20.74



duke-energy.com
877.372.8477

Your Energy Bill

Service address
ASTURIA COMM DEV DISTRICT
14700 TRAILS EDGE BLVD
IRRIGATION

Bill date Jul 6, 2022
For service Jun 2 - Jul 1
30 days

Account number **9100 8839 4292**

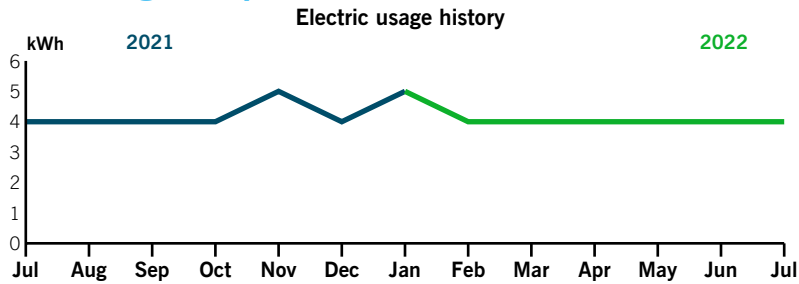
Billing summary

Previous Amount Due	\$30.42
<i>Payment Received Jun 24</i>	-30.42
Current Electric Charges	30.00
Taxes	0.42



Thank you for your payment.

Your usage snapshot



Average temperature in degrees

83° 83° 82° 79° 67° 69° 61° 66° 71° 75° 80° 83° 83°

	Current Month	Jul 2021	12-Month Usage	Avg Monthly Usage
Electric (kWh)	4	4	50	4
Avg. Daily (kWh)	0	0	0	

12-month usage based on most recent history

Mail your payment at least 7 days before the due date or pay instantly at duke-energy.com/billing. Payments for this statement within 60 days from the bill date will avoid a 1.0% late payment charge.

Please return this portion with your payment. Thank you for your business.

Amount of automatic draft



Account number
9100 8839 4292

\$30.42
by Jul 27

After 60 days from bill date, a late charge will apply.

Duke Energy Return Mail
PO Box 1090
Charlotte, NC 28201-1090

\$ _____ \$ _____
Add here, to help others with a contribution to Share the Light **Amount enclosed**

ASTURIA COMM DEV DISTRICT
210 N UNIVERSITY DR STE 702
CORAL SPRINGS FL 33071-7320

Duke Energy Payment Processing
PO Box 1094
Charlotte, NC 28201-1094



Your usage snapshot - Continued

Current electric usage for meter number 4456132	
Actual reading on Jul 1	86
Previous reading on Jun 2	- 82
<hr/>	
Energy Used	4 kWh
Billed kWh	4.000 kWh

Billing details - Electric

Billing Period - Jun 02 to Jul 01	
Meter - 4456132	
Customer Charge	\$15.47
Energy Charge	
4.000 kWh @ 8.652c	0.34
Fuel Charge	
4.000 kWh @ 4.787c	0.19
Asset Securitization Charge	
4.000 kWh @ 0.204c	0.01
Minimum Bill Adjustment	13.99
<hr/>	
Total Current Charges	\$30.00

The total charges incurred during this billing period are below the minimum expenses necessary to equitably provide and maintain reliable electric service to all facilities across the state. When the combined monthly customer, energy, fuel, and other charges fall below a \$30 threshold, customers will see the difference noted as a Minimum Bill Adjustment under the Billing Details section. Learn more about the minimum charge adjustment and additional customer charges at duke-energy.com/minimum.

Your current rate is General Service Non-Demand Sec (GS-1).

Billing details - Taxes

Regulatory Assessment Fee	\$0.01
Gross Receipts Tax	0.41
<hr/>	
Total Taxes	\$0.42



duke-energy.com
877.372.8477

Your Energy Bill

Service address
ASTURIA COMM DEV DISTRICT
15301 AVILES PKY PUMP
PUMP IRRIGATION

Bill date Jul 6, 2022
For service Jun 2 - Jul 1
30 days

Account number **9100 8839 4086**

Billing summary

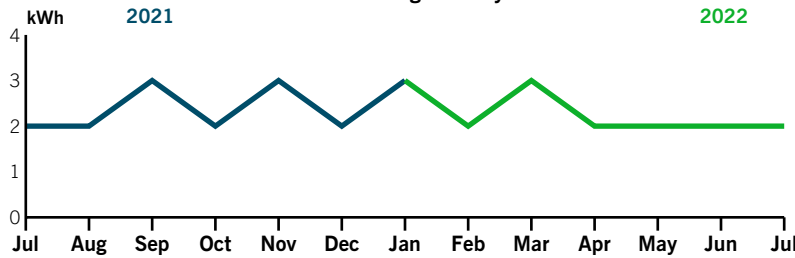
Previous Amount Due	\$30.41
<i>Payment Received Jun 24</i>	-30.41
Current Electric Charges	30.00
Taxes	0.41



Thank you for your payment.

Your usage snapshot

Electric usage history



Average temperature in degrees

83° 83° 82° 79° 67° 69° 61° 66° 71° 75° 80° 83° 83°

	Current Month	Jul 2021	12-Month Usage	Avg Monthly Usage
Electric (kWh)	2	2	28	2
Avg. Daily (kWh)	0	0	0	

12-month usage based on most recent history

Mail your payment at least 7 days before the due date or pay instantly at duke-energy.com/billing. Payments for this statement within 60 days from the bill date will avoid a 1.0% late payment charge.

Please return this portion with your payment. Thank you for your business.

Amount of automatic draft



Account number
9100 8839 4086

\$30.41
by Jul 27

After 60 days from bill date, a late charge will apply.

Duke Energy Return Mail
PO Box 1090
Charlotte, NC 28201-1090

\$ _____ \$ _____
Add here, to help others with a contribution to Share the Light **Amount enclosed**

ASTURIA COMM DEV DISTRICT
210 N UNIVERSITY DR STE 702
CORAL SPRINGS FL 33071-7320

Duke Energy Payment Processing
PO Box 1094
Charlotte, NC 28201-1094



Your usage snapshot - Continued

Current electric usage for meter number 8323070	
Actual reading on Jul 1	2
Previous reading on Jun 2	- 0
<hr/>	
Energy Used	2 kWh
Billed kWh	2.000 kWh

Billing details - Electric

Billing Period - Jun 02 to Jul 01	
Meter - 8323070	
Customer Charge	\$15.47
Energy Charge	
2.000 kWh @ 8.652c	0.18
Fuel Charge	
2.000 kWh @ 4.787c	0.10
Minimum Bill Adjustment	14.25
<hr/>	
Total Current Charges	\$30.00

The total charges incurred during this billing period are below the minimum expenses necessary to equitably provide and maintain reliable electric service to all facilities across the state. When the combined monthly customer, energy, fuel, and other charges fall below a \$30 threshold, customers will see the difference noted as a Minimum Bill Adjustment under the Billing Details section. Learn more about the minimum charge adjustment and additional customer charges at duke-energy.com/minimum.

Your current rate is General Service Non-Demand Sec (GS-1).

Billing details - Taxes

Regulatory Assessment Fee	\$0.01
Gross Receipts Tax	0.40
<hr/>	
Total Taxes	\$0.41



duke-energy.com
877.372.8477

Your Energy Bill

Service address
ASTURIA COMM DEV DISTRICT
15381 AVILES PKWY
PUMP IRRIGATION

Bill date Jul 6, 2022
For service Jun 2 - Jul 1
30 days

Account number **9100 8839 3704**

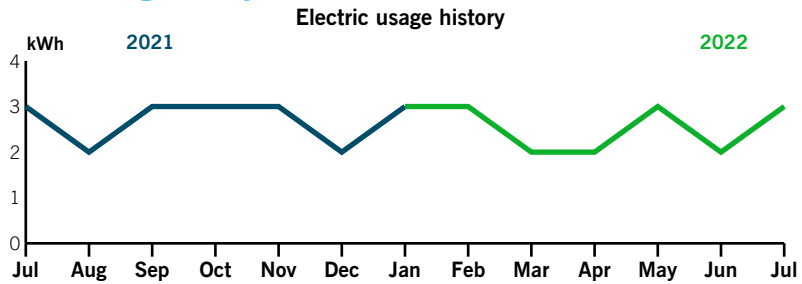
Billing summary

Previous Amount Due	\$30.41
<i>Payment Received Jun 24</i>	-30.41
Current Electric Charges	30.00
Taxes	0.42



Thank you for your payment.

Your usage snapshot



Average temperature in degrees

83° 83° 82° 79° 67° 69° 61° 66° 71° 75° 80° 83° 83°

	Current Month	Jul 2021	12-Month Usage	Avg Monthly Usage
Electric (kWh)	3	3	31	3
Avg. Daily (kWh)	0	0	0	

12-month usage based on most recent history

Mail your payment at least 7 days before the due date or pay instantly at duke-energy.com/billing. Payments for this statement within 60 days from the bill date will avoid a 1.0% late payment charge.

Please return this portion with your payment. Thank you for your business.

Amount of automatic draft



Account number
9100 8839 3704

\$30.42
by Jul 27

After 60 days from bill date, a late charge will apply.

Duke Energy Return Mail
PO Box 1090
Charlotte, NC 28201-1090

\$ _____ \$ _____
Add here, to help others with a contribution to Share the Light **Amount enclosed**

ASTURIA COMM DEV DISTRICT
210 N UNIVERSITY DR STE 702
CORAL SPRINGS FL 33071-7320

Duke Energy Payment Processing
PO Box 1094
Charlotte, NC 28201-1094



Your usage snapshot - Continued

Current electric usage for meter number 905106	
Actual reading on Jul 1	126
Previous reading on Jun 2	- 123
<hr/>	
Energy Used	3 kWh
Billed kWh	3.000 kWh

Billing details - Electric

Billing Period - Jun 02 to Jul 01	
Meter - 905106	
Customer Charge	\$15.47
Energy Charge	
3.000 kWh @ 8.652c	0.26
Fuel Charge	
3.000 kWh @ 4.787c	0.14
Asset Securitization Charge	
3.000 kWh @ 0.204c	0.01
Minimum Bill Adjustment	14.12
<hr/>	
Total Current Charges	\$30.00

The total charges incurred during this billing period are below the minimum expenses necessary to equitably provide and maintain reliable electric service to all facilities across the state. When the combined monthly customer, energy, fuel, and other charges fall below a \$30 threshold, customers will see the difference noted as a Minimum Bill Adjustment under the Billing Details section. Learn more about the minimum charge adjustment and additional customer charges at duke-energy.com/minimum.

Your current rate is General Service Non-Demand Sec (GS-1).

Billing details - Taxes

Regulatory Assessment Fee	\$0.01
Gross Receipts Tax	0.41
<hr/>	
Total Taxes	\$0.42



duke-energy.com
877.372.8477

Your Energy Bill

Service address
ASTURIA COMM DEV DISTRICT
15138 CARAVAN AVE
IRRIGATION

Bill date Jul 6, 2022
For service Jun 2 - Jul 1
30 days

Account number **9100 8839 3316**

Billing summary

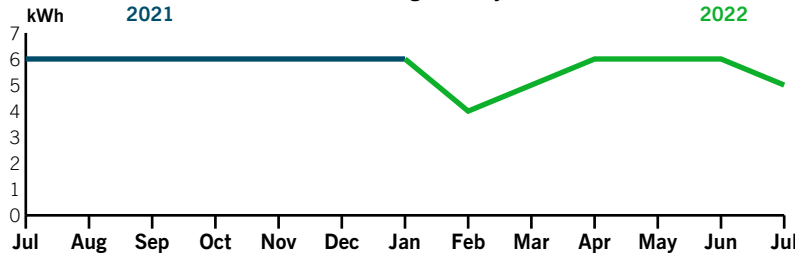
Previous Amount Due	\$30.43
Payment Received Jun 24	-30.43
Current Electric Charges	30.00
Taxes	0.42



Thank you for your payment.

Your usage snapshot

Electric usage history



Average temperature in degrees

83° 83° 82° 79° 67° 69° 61° 66° 71° 75° 80° 83° 83°

	Current Month	Jul 2021	12-Month Usage	Avg Monthly Usage
Electric (kWh)	5	6	68	6
Avg. Daily (kWh)	0	0	0	

12-month usage based on most recent history

Mail your payment at least 7 days before the due date or pay instantly at duke-energy.com/billing. Payments for this statement within 60 days from the bill date will avoid a 1.0% late payment charge.

Please return this portion with your payment. Thank you for your business.

Amount of automatic draft

Account number
9100 8839 3316

\$30.42
by Jul 27

After 60 days from bill date, a late charge will apply.



Duke Energy Return Mail
PO Box 1090
Charlotte, NC 28201-1090

ASTURIA COMM DEV DISTRICT
210 N UNIVERSITY DR STE 702
CORAL SPRINGS FL 33071-7320

\$ _____ \$ _____
Add here, to help others with a contribution to Share the Light **Amount enclosed**

Duke Energy Payment Processing
PO Box 1094
Charlotte, NC 28201-1094

88910088393316000660000000000000000000000000304200000030426



Your usage snapshot - Continued

Current electric usage for meter number 3347708	
Actual reading on Jul 1	164
Previous reading on Jun 2	- 159
<hr/>	
Energy Used	5 kWh
Billed kWh	5.000 kWh

Billing details - Electric

Billing Period - Jun 02 to Jul 01	
Meter - 3347708	
Customer Charge	\$15.47
Energy Charge	
5.000 kWh @ 8.652c	0.42
Fuel Charge	
5.000 kWh @ 4.787c	0.24
Asset Securitization Charge	
5.000 kWh @ 0.204c	0.01
Minimum Bill Adjustment	13.86
<hr/>	
Total Current Charges	\$30.00

The total charges incurred during this billing period are below the minimum expenses necessary to equitably provide and maintain reliable electric service to all facilities across the state. When the combined monthly customer, energy, fuel, and other charges fall below a \$30 threshold, customers will see the difference noted as a Minimum Bill Adjustment under the Billing Details section. Learn more about the minimum charge adjustment and additional customer charges at duke-energy.com/minimum.

Your current rate is General Service Non-Demand Sec (GS-1).

Billing details - Taxes

Regulatory Assessment Fee	\$0.01
Gross Receipts Tax	0.41
<hr/>	
Total Taxes	\$0.42



duke-energy.com
877.372.8477

Your Energy Bill

Agenda Page 139 Page 1 of 3

Service address
ASTURIA COMM DEV DISTRICT
14575 PROMENADE PKWY
IRRIGATION

Bill date Jul 6, 2022
For service Jun 2 - Jul 1
30 days

Account number **9100 8839 2935**

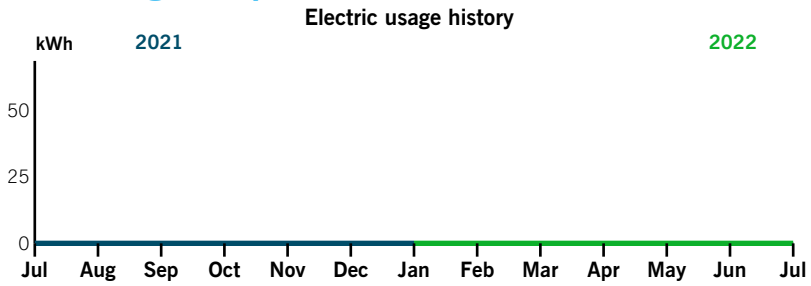
Billing summary

Previous Amount Due	\$30.41
<i>Payment Received Jun 24</i>	-30.41
Current Electric Charges	30.00
Taxes	0.41



Thank you for your payment.

Your usage snapshot



Average temperature in degrees

83° 83° 82° 79° 67° 69° 61° 66° 71° 75° 80° 83° 83°

	Current Month	Jul 2021	12-Month Usage	Avg Monthly Usage
Electric (kWh)	0	0	N/A	0
Avg. Daily (kWh)	0	0	N/A	

12-month usage based on most recent history

Mail your payment at least 7 days before the due date or pay instantly at duke-energy.com/billing. Payments for this statement within 60 days from the bill date will avoid a 1.0% late payment charge.

Please return this portion with your payment. Thank you for your business.



Duke Energy Return Mail
PO Box 1090
Charlotte, NC 28201-1090

Account number
9100 8839 2935

Amount of automatic draft

\$30.41 by Jul 27	After 60 days from bill date, a late charge will apply.
-----------------------------	---

\$ _____ \$ _____
Add here, to help others with a contribution to Share the Light **Amount enclosed**

ASTURIA COMM DEV DISTRICT
210 N UNIVERSITY DR STE 702
CORAL SPRINGS FL 33071-7320

Duke Energy Payment Processing
PO Box 1094
Charlotte, NC 28201-1094

889100883929350006600000000000000000304100000030414



Your usage snapshot - Continued

Current electric usage for meter number 4459942	
Actual reading on Jul 1	0
Previous reading on Jun 2	- 0
<hr/>	
Energy Used	0 kWh
Billed kWh	0.000 kWh

Billing details - Electric

Billing Period - Jun 02 to Jul 01	
Meter - 4459942	
Customer Charge	\$15.47
Minimum Bill Adjustment	14.53
<hr/>	
Total Current Charges	\$30.00

The total charges incurred during this billing period are below the minimum expenses necessary to equitably provide and maintain reliable electric service to all facilities across the state. When the combined monthly customer, energy, fuel, and other charges fall below a \$30 threshold, customers will see the difference noted as a Minimum Bill Adjustment under the Billing Details section. Learn more about the minimum charge adjustment and additional customer charges at duke-energy.com/minimum.

Your current rate is General Service Non-Demand Sec (GS-1).

Billing details - Taxes

Regulatory Assessment Fee	\$0.01
Gross Receipts Tax	0.40
<hr/>	
Total Taxes	\$0.41



duke-energy.com
877.372.8477

Your Energy Bill

Service address
ASTURIA COMM DEV DISTRICT
15121 AVILES PKWY
PUMP IRRIGATION

Bill date Jul 6, 2022
For service Jun 2 - Jul 1
30 days

Account number **9100 8839 2745**

Billing summary

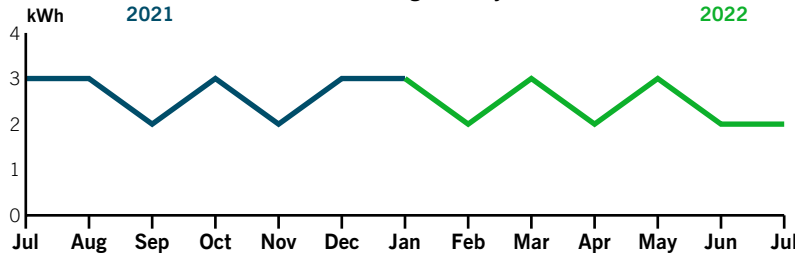
Previous Amount Due	\$30.41
<i>Payment Received Jun 24</i>	-30.41
Current Electric Charges	30.00
Taxes	0.41



Thank you for your payment.

Your usage snapshot

Electric usage history



Average temperature in degrees

83° 83° 82° 79° 67° 69° 61° 66° 71° 75° 80° 83° 83°

	Current Month	Jul 2021	12-Month Usage	Avg Monthly Usage
Electric (kWh)	2	3	30	3
Avg. Daily (kWh)	0	0	0	

12-month usage based on most recent history

Mail your payment at least 7 days before the due date or pay instantly at duke-energy.com/billing. Payments for this statement within 60 days from the bill date will avoid a 1.0% late payment charge.

Please return this portion with your payment. Thank you for your business.

Amount of automatic draft

Account number
9100 8839 2745

\$30.41
by Jul 27

After 60 days from bill date, a late charge will apply.



Duke Energy Return Mail
PO Box 1090
Charlotte, NC 28201-1090

\$ _____ \$ _____
Add here, to help others with a contribution to Share the Light **Amount enclosed**

ASTURIA COMM DEV DISTRICT
210 N UNIVERSITY DR STE 702
CORAL SPRINGS FL 33071-7320

Duke Energy Payment Processing
PO Box 1094
Charlotte, NC 28201-1094



Your usage snapshot - Continued

Current electric usage for meter number 4456967	
Actual reading on Jul 1	51
Previous reading on Jun 2	- 49
<hr/>	
Energy Used	2 kWh
Billed kWh	2.000 kWh

Billing details - Electric

Billing Period - Jun 02 to Jul 01	
Meter - 4456967	
Customer Charge	\$15.47
Energy Charge	
2.000 kWh @ 8.652c	0.18
Fuel Charge	
2.000 kWh @ 4.787c	0.10
Minimum Bill Adjustment	14.25
<hr/>	
Total Current Charges	\$30.00

The total charges incurred during this billing period are below the minimum expenses necessary to equitably provide and maintain reliable electric service to all facilities across the state. When the combined monthly customer, energy, fuel, and other charges fall below a \$30 threshold, customers will see the difference noted as a Minimum Bill Adjustment under the Billing Details section. Learn more about the minimum charge adjustment and additional customer charges at duke-energy.com/minimum.

Your current rate is General Service Non-Demand Sec (GS-1).

Billing details - Taxes

Regulatory Assessment Fee	\$0.01
Gross Receipts Tax	0.40
<hr/>	
Total Taxes	\$0.41



duke-energy.com
877.372.8477

Your Energy Bill

Service address
ASTURIA COMM DEV DISTRICT
15233 RENAISSANCE AVE
IRRIGATION

Bill date Jul 6, 2022
For service Jun 2 - Jul 1
30 days

Account number **9100 8839 2365**

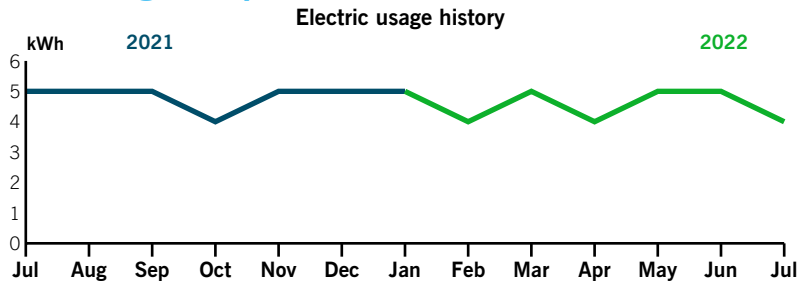
Billing summary

Previous Amount Due	\$30.42
<i>Payment Received Jun 24</i>	-30.42
Current Electric Charges	30.00
Taxes	0.42



Thank you for your payment.

Your usage snapshot



Average temperature in degrees

83° 83° 82° 79° 67° 69° 61° 66° 71° 75° 80° 83° 83°

	Current Month	Jul 2021	12-Month Usage	Avg Monthly Usage
Electric (kWh)	4	5	56	5
Avg. Daily (kWh)	0	0	0	

12-month usage based on most recent history

Mail your payment at least 7 days before the due date or pay instantly at duke-energy.com/billing. Payments for this statement within 60 days from the bill date will avoid a 1.0% late payment charge.

Please return this portion with your payment. Thank you for your business.

Amount of automatic draft



Duke Energy Return Mail
PO Box 1090
Charlotte, NC 28201-1090

Account number
9100 8839 2365

\$30.42
by Jul 27

After 60 days from bill date, a late charge will apply.

\$ _____ \$ _____
Add here, to help others with a contribution to Share the Light **Amount enclosed**

ASTURIA COMM DEV DISTRICT
210 N UNIVERSITY DR STE 702
CORAL SPRINGS FL 33071-7320

Duke Energy Payment Processing
PO Box 1094
Charlotte, NC 28201-1094

8891008839236500066000000000000000000000304200000030423

Your usage snapshot - Continued

Current electric usage for meter number 3514363	
Actual reading on Jul 1	168
Previous reading on Jun 2	- 164
<hr/>	
Energy Used	4 kWh
Billed kWh	4.000 kWh

Billing details - Electric

Billing Period - Jun 02 to Jul 01	
Meter - 3514363	
Customer Charge	\$15.47
Energy Charge	
4.000 kWh @ 8.652c	0.34
Fuel Charge	
4.000 kWh @ 4.787c	0.19
Asset Securitization Charge	
4.000 kWh @ 0.204c	0.01
Minimum Bill Adjustment	13.99
<hr/>	
Total Current Charges	\$30.00

The total charges incurred during this billing period are below the minimum expenses necessary to equitably provide and maintain reliable electric service to all facilities across the state. When the combined monthly customer, energy, fuel, and other charges fall below a \$30 threshold, customers will see the difference noted as a Minimum Bill Adjustment under the Billing Details section. Learn more about the minimum charge adjustment and additional customer charges at duke-energy.com/minimum.

Your current rate is General Service Non-Demand Sec (GS-1).

Billing details - Taxes

Regulatory Assessment Fee	\$0.01
Gross Receipts Tax	0.41
<hr/>	
Total Taxes	\$0.42

ASTURIA CDD				
PASCO UTILITIES: V00030				
INVOICE DATE:	7/5/2022			
INVOICE:	070522 ACH			
				ACH 7/22
				5/19-6/20
ACCOUNT NUMBER	CUSTOMER #	METER #	SERVICE ADDRESS	
966695	1341603	15057039	0 PROMENADE PARKWAY	\$ 231.00
953310	1341603	13548633	14450 PROMENADE PARKWAY	\$ 248.50
956655	1353074	13595259	14502 PROMENADE PARKWAY	\$ 67.03
956650	1353074	13595266	14575 PROMENADE PARKWAY	\$ 1,340.00
956645	1353074	15057044	14577 PROMENADE PARKWAY	\$ 31.50
953300	1341603	15450198	14915 AVILES PARKWAY	\$ 218.40
989025	1353074	17705149	15121 AVILES PARKWAY	\$ 6.30
989020	1353074	17705151	15301 AVILES PARKWAY	\$ -
989015	1353074	17705152	15381 AVILES PARKWAY	\$ 6.30
1031105	1341603	190101977	15233 RENAISSANCE AVE	\$ 23.10
953305	1341603	15450201	14859 CARAVAN AVENUE	\$ 23.80
1031120	1341603	190101972	15050 CARAVAN AVENUE	\$ 51.80
1031115	1341603	190101974	15246 CARAVAN AVENUE	\$ -
953325	1341603	15084620	2830 LONG BOW WAY	\$ 93.80
953340	1341603	15450207	2995 LONG BOW WAY	\$ 35.70
953330	1341603	15450200	14400 TRAILS EDGE BOULEVARD	\$ 34.30
953320	1341603	12216402	14700 TRAILS EDGE BOULEVARD	\$ 28.00
			543028.001.53601.5000	\$ 2,439.53



UTILITIES SERVICES BRANCH
 CUSTOMER INFORMATION &
 SERVICE DEPT.,
 P.O. BOX 2139
 NEW PORT RICHEY, FL 34656-2139

LAND O' LAKES
 NEW PORT RICHEY
 DADE CITY

(813) 235-6012
 (727) 847-8131
 (352) 521-4285

utilcustserv@pascocountyfl.net
 Pay By Phone: 1-855-786-5344



ASTURIA CDD

Service Address: **0 PROMENADE PARKWAY**

Bill Number: 16822168

Billing Date: 7/5/2022

Billing Period: 5/19/2022 to 6/20/2022

Account #	Customer #
0966695	01341603
Please use the 15-digit number below when making a payment through your bank	
096669501341603	

New Water, Sewer, Reclaim rates, fees and charges took effect Oct. 1, 2021.
 Please visit bit.ly/pcurates for additional details.

Service	Meter #	Previous		Current		# of Days	Consumption In thousands
		Date	Read	Date	Read		
Reclaim	15057039	5/19/2022	20094	6/20/2022	20424	32	330

Usage History

Water

June 2022	330
May 2022	397
April 2022	270
March 2022	360
February 2022	402
January 2022	348
December 2021	377
November 2021	385
October 2021	174
September 2021	47
August 2021	283
July 2021	259

Transactions

Previous Bill	277.90
Payment 06/20/22	-277.90 CR
Balance Forward	0.00
Current Transactions	
Reclaimed	
Reclaimed	330 Thousand Gals X \$0.70 231.00
Total Current Transactions	231.00
TOTAL BALANCE DUE	\$231.00

Annual Water Quality Report: The 2021 Consumer Confidence Report is currently available online at bit.ly/PascoRegionalCCR. To request a paper copy, please call (813) 929-2733.

Please return this portion with payment

TO PAY ONLINE, VISIT pascoeasy pay.pascocountyfl.net

Check this box if entering change of mailing address on back.

Account #	0966695
Customer #	01341603
Balance Forward	0.00
Current Transactions	231.00

Total Balance Due	\$231.00
Due Date	7/22/2022

10% late fee will be applied if paid after due date

The Total Due will be electronically transferred on 07/22/2022.



ASTURIA CDD
 210 N UNIVERSITY DR Ste702
 CORAL SPRINGS FL 33071

PASCO COUNTY
 UTILITIES SERVICES BRANCH
 CUSTOMER INFORMATION & SERVICE DEPT.
 P.O. BOX 2139
 NEW PORT RICHEY, FL 34656-2139



UTILITIES SERVICES BRANCH
 CUSTOMER INFORMATION &
 SERVICE DEPT.
 P.O. BOX 2139
 NEW PORT RICHEY, FL 34656-2139

LAND O' LAKES (813) 235-6012
 NEW PORT RICHEY (727) 847-8131
 DADE CITY (352) 521-4285
utilcustserv@pascocountyfl.net
 Pay By Phone: 1-855-786-5344



63 0 1
 42-62579

ASTURIA CDD

Service Address: **14450 PROMENADE PARKWAY**

Bill Number: 16821910

Billing Date: 7/5/2022

Billing Period: 5/19/2022 to 6/20/2022

Account #	Customer #
0953310	01341603
Please use the 15-digit number below when making a payment through your bank	
095331001341603	

New Water, Sewer, Reclaim rates, fees and charges took effect Oct. 1, 2021.
 Please visit bit.ly/pcrates for additional details.

Service	Meter #	Previous		Current		# of Days	Consumption In thousands
		Date	Read	Date	Read		
Reclaim	13548633	5/19/2022	35391	6/20/2022	35746	32	355

Usage History

Water

June 2022	355
May 2022	385
April 2022	256
March 2022	498
February 2022	402
January 2022	451
December 2021	449
November 2021	414
October 2021	178
September 2021	63
August 2021	350
July 2021	292

Transactions

Previous Bill	269.50
Payment 06/20/22	-269.50 CR
Balance Forward	0.00
Current Transactions	
Reclaimed	
Reclaimed	355 Thousand Gals X \$0.70 248.50
Total Current Transactions	248.50
TOTAL BALANCE DUE	\$248.50

Annual Water Quality Report: The 2021 Consumer Confidence Report is currently available online at bit.ly/PascoRegionalCCR. To request a paper copy, please call (813) 929-2733.

Please return this portion with payment

TO PAY ONLINE, VISIT pascoeasympay.pascocountyfl.net

Check this box if entering change of mailing address on back.



Account #	0953310
Customer #	01341603
Balance Forward	0.00
Current Transactions	248.50

Total Balance Due	\$248.50
Due Date	7/22/2022

10% late fee will be applied if paid after due date

The Total Due will be electronically transferred on 07/22/2022.

ASTURIA CDD
 210 N UNIVERSITY DR Ste702
 CORAL SPRINGS FL 33071

PASCO COUNTY
 UTILITIES SERVICES BRANCH
 CUSTOMER INFORMATION & SERVICE DEPT.
 P.O. BOX 2139
 NEW PORT RICHEY, FL 34656-2139

013416038095331071682191040000248509



UTILITIES SERVICES BRANCH
 CUSTOMER INFORMATION &
 SERVICE DEPT.
 P.O. BOX 2139
 NEW PORT RICHEY, FL 34656-2139

LAND O' LAKES (813) 235-6012
 NEW PORT RICHEY (727) 847-8131
 DADE CITY (352) 521-4285
utilcustserv@pascocountyfl.net
 Pay By Phone: 1-855-786-5344



77 0 1
 42-52579

ASTURIA COMMUNITY DEVELOPMENT

Service Address: **14502 PROMENADE PARKWAY**

Bill Number: 16821993

Billing Date: 7/5/2022

Billing Period: 5/19/2022 to 6/20/2022

Account #	Customer #
0956655	01353074
Please use the 15-digit number below when making a payment through your bank	
095665501353074	

New Water, Sewer, Reclaim rates, fees and charges took effect Oct. 1, 2021.
 Please visit bit.ly/pcurates for additional details.

Service	Meter #	Previous		Current		# of Days	Consumption in thousands
		Date	Read	Date	Read		
Water	13595259	5/19/2022	168	6/20/2022	172	32	4

Usage History

Month	Usage
June 2022	4
May 2022	2
April 2022	3
March 2022	2
February 2022	1
January 2022	4
December 2021	2
November 2021	9
October 2021	2
September 2021	2
August 2021	2
July 2021	10

Transactions

Previous Bill	63.01
Payment 06/20/22	-63.01 CR
Balance Forward	0.00
Current Transactions	
Water	
Water Base Charge	58.99
Water Tier 1	4.0 Thousand Gals X \$2.01 8.04
Total Current Transactions	67.03
TOTAL BALANCE DUE	\$67.03

Annual Water Quality Report: The 2021 Consumer Confidence Report is currently available online at bit.ly/PascoRegionalCCR. To request a paper copy, please call (813) 929-2733.



Please return this portion with payment

TO PAY ONLINE, VISIT pascoeasy pay.pascocountyfl.net

Check this box if entering change of mailing address on back.

Account #	0956655
Customer #	01353074
Balance Forward	0.00
Current Transactions	67.03

Total Balance Due	\$67.03
Due Date	7/22/2022

10% late fee will be applied if paid after due date

The Total Due will be electronically transferred on 07/22/2022.

ASTURIA COMMUNITY DEVELOPMENT
 210 N UNIVERSITY DR Ste702
 CORAL SPRINGS FL 33071

PASCO COUNTY
 UTILITIES SERVICES BRANCH
 CUSTOMER INFORMATION & SERVICE DEPT.
 P.O. BOX 2139
 NEW PORT RICHEY, FL 34656-2139



UTILITIES SERVICES BRANCH
 CUSTOMER INFORMATION &
 SERVICE DEPT.
 P.O. BOX 2139
 NEW PORT RICHEY, FL 34656-2139

LAND O' LAKES
 NEW PORT RICHEY
 DADE CITY

(813) 235-6012
 (727) 847-8131
 (352) 521-4285

utilcustserv@pascocountyfl.net
 Pay By Phone: 1-855-786-5344



76 0 1
 42-52579

ASTURIA COMMUNITY DEVELOPMENT

Service Address: **14575 PROMENADE PARKWAY**

Bill Number: 16821992

Billing Date: 7/5/2022

Billing Period: 5/19/2022 to 6/20/2022

New Water, Sewer, Reclaim rates, fees and charges took effect Oct. 1, 2021.
 Please visit bit.ly/pcurates for additional details.

Account #	Customer #
0956650	01353074
Please use the 15-digit number below when making a payment through your bank	
095665001353074	

Service	Meter #	Previous		Current		# of Days	Consumption in thousands
		Date	Read	Date	Read		
Water	13595266	5/19/2022	22505	6/20/2022	22619	32	114

Usage History

	Water
June 2022	114
May 2022	144
April 2022	92
March 2022	137
February 2022	131
January 2022	167
December 2021	163
November 2021	289
October 2021	234
September 2021	167
August 2021	193
July 2021	264

Transactions

Previous Bill	1,773.26
Payment 06/20/22	-1,773.26 CR
Balance Forward	0.00
Current Transactions	
Water	
Water Base Charge	58.99
Water Tier 1	40.0 Thousand Gals X \$2.01 80.40
Water Tier 2	40.0 Thousand Gals X \$3.19 127.60
Water Tier 3	34.0 Thousand Gals X \$6.39 217.26
Sewer	
Sewer Base Charge	142.11
Sewer Charges	114.0 Thousand Gals X \$6.26 713.64
Total Current Transactions	1,340.00
TOTAL BALANCE DUE	\$1,340.00

Annual Water Quality Report: The 2021 Consumer Confidence Report is currently available online at bit.ly/PascoRegionalCCR. To request a paper copy, please call (813) 929-2733.



Please return this portion with payment

TO PAY ONLINE, VISIT pascoeasyway.pascocountyfl.net

Check this box if entering change of mailing address on back.

Account #	0956650
Customer #	01353074
Balance Forward	0.00
Current Transactions	1,340.00

Total Balance Due	\$1,340.00
Due Date	7/22/2022

10% late fee will be applied if paid after due date

The Total Due will be electronically transferred on 07/22/2022.

ASTURIA COMMUNITY DEVELOPMENT
 210 N UNIVERSITY DR Ste702
 CORAL SPRINGS FL 33071

PASCO COUNTY
 UTILITIES SERVICES BRANCH
 CUSTOMER INFORMATION & SERVICE DEPT.
 P.O. BOX 2139
 NEW PORT RICHEY, FL 34656-2139

013530749095665031682199220001340000



UTILITIES SERVICES BRANCH
 CUSTOMER INFORMATION &
 SERVICE DEPT.
 P.O. BOX 2139
 NEW PORT RICHEY, FL 34656-2139

LAND O' LAKES (813) 235-6012
 NEW PORT RICHEY (727) 847-8131
 DADE CITY (352) 521-4285

utilcustserv@pascocountyfl.net
 Pay By Phone: 1-855-766-5344



75 0 1
 42-52579

ASTURIA COMMUNITY DEVELOPMENT

Service Address: **14577 PROMENADE PARKWAY**

Bill Number: 16821991

Billing Date: 7/5/2022

Billing Period: 5/19/2022 to 6/20/2022

Account #	Customer #
0956645	01353074
Please use the 18-digit number below when making a payment through your bank	
095664501353074	

New Water, Sewer, Reclaim rates, fees and charges took effect Oct. 1, 2021.
 Please visit bit.ly/pcrates for additional details.

Service	Meter #	Previous		Current		# of Days	Consumption in thousands
		Date	Read	Date	Read		
Reclaim	15057044	5/19/2022	4942	6/20/2022	4987	32	45

Usage History

Water

June 2022	45
May 2022	67
April 2022	47
March 2022	76
February 2022	83
January 2022	92
December 2021	93
November 2021	92
October 2021	32
September 2021	15
August 2021	68
July 2021	34

Transactions

Previous Bill	46.90
Payment 06/20/22	-46.90 CR
Balance Forward	0.00
Current Transactions	
Reclaimed	
Reclaimed	45 Thousand Gals X \$0.70 31.50
Total Current Transactions	31.50
TOTAL BALANCE DUE	\$31.50

Annual Water Quality Report: The 2021 Consumer Confidence Report is currently available online at bit.ly/PascoRegionalCCR. To request a paper copy, please call (813) 929-2733.

Please return this portion with payment



TO PAY ONLINE, VISIT pascoeasyway.pascocountyfl.net

Check this box if entering change of mailing address on back.

Account #	0956645
Customer #	01353074
Balance Forward	0.00
Current Transactions	31.50

Total Balance Due	\$31.50
Due Date	7/22/2022

10% late fee will be applied if paid after due date

The Total Due will be electronically transferred on 07/22/2022.

ASTURIA COMMUNITY DEVELOPMENT
 210 N UNIVERSITY DR Ste702
 CORAL SPRINGS, FL 33071

PASCO COUNTY
 UTILITIES SERVICES BRANCH
 CUSTOMER INFORMATION & SERVICE DEPT.
 P.O. BOX 2139
 NEW PORT RICHEY, FL 34656-2139



UTILITIES SERVICES BRANCH
 CUSTOMER INFORMATION &
 SERVICE DEPT.
 P.O. BOX 2139
 NEW PORT RICHEY, FL 34656-2139

LAND O' LAKES (813) 235-6012
 NEW PORT RICHEY (727) 847-8131
 DADE CITY (352) 521-4285
utilcustserv@pascocountyfl.net
 Pay By Phone: 1-855-786-5344



61 0 1
 42-52579

ASTURIA CDD

Service Address: **14915 AVILES PARKWAY**

Bill Number: 16821908

Billing Date: 7/5/2022

Billing Period: 5/19/2022 to 6/20/2022

Account #	Customer #
0953300	01341603
Please use the 15-digit number below when making a payment through your bank	
095330001341603	

New Water, Sewer, Reclaim rates, fees and charges took effect Oct. 1, 2021.
 Please visit bit.ly/pcurates for additional details.

Service	Meter #	Previous		Current		# of Days	Consumption in thousands
		Date	Read	Date	Read		
Reclaim	15450198	5/19/2022	18076	6/20/2022	18388	32	312

Usage History

Water

June 2022	312
May 2022	297
April 2022	304
March 2022	301
February 2022	284
January 2022	303
December 2021	321
November 2021	329
October 2021	315
September 2021	334
August 2021	302
July 2021	353

Transactions

Previous Bill	207.90
Payment 06/20/22	-207.90 CR
Balance Forward	0.00
Current Transactions	
Reclaimed	
Reclaimed	312 Thousand Gals X \$0.70 218.40
Total Current Transactions	218.40
TOTAL BALANCE DUE	\$218.40

Annual Water Quality Report: The 2021 Consumer Confidence Report is currently available online at bit.ly/PascoRegionalCCR. To request a paper copy, please call (813) 929-2733.

Please return this portion with payment



TO PAY ONLINE, VISIT pascoeasypay.pascocountyfl.net

Check this box if entering change of mailing address on back.

Account #	0953300
Customer #	01341603
Balance Forward	0.00
Current Transactions	218.40

Total Balance Due	\$218.40
Due Date	7/22/2022

10% late fee will be applied if paid after due date

The Total Due will be electronically transferred on 07/22/2022.

ASTURIA CDD
 210 N UNIVERSITY DR Ste702
 CORAL SPRINGS FL 33071

PASCO COUNTY
 UTILITIES SERVICES BRANCH
 CUSTOMER INFORMATION & SERVICE DEPT.
 P.O. BOX 2139
 NEW PORT RICHEY, FL 34656-2139



UTILITIES SERVICES BRANCH
 CUSTOMER INFORMATION &
 SERVICE DEPT.
 P.O. BOX 2139
 NEW PORT RICHEY, FL 34656-2139

LAND O' LAKES (813) 235-6012
 NEW PORT RICHEY (727) 847-8131
 DADE CITY (352) 521-4285

utilcustserv@pascocountyfl.net
 Pay By Phone: 1-855-786-5344



ASTURIA COMMUNITY DEVELOPMENT

Service Address: **15121 AVILES PARKWAY**

Bill Number: 16822486

Billing Date: 7/5/2022

Billing Period: 5/19/2022 to 6/20/2022

Account #	Customer #
0989025	01353074
Please use the 15-digit number below when making a payment through your bank	
098902501353074	

New Water, Sewer, Reclaim rates, fees and charges took effect Oct. 1, 2021.
 Please visit bit.ly/pcurates for additional details.

Service	Meter #	Previous		Current		# of Days	Consumption in thousands
		Date	Read	Date	Read		
Reclaim	17705149	5/19/2022	782	6/20/2022	791	32	9

Usage History

Water

June 2022	9
May 2022	8
April 2022	5
March 2022	15
February 2022	12
January 2022	11
December 2021	33
November 2021	33
October 2021	17
September 2021	16
August 2021	13
July 2021	14

Transactions

Previous Bill	5.60
Payment 06/20/22	-5.60 CR
Balance Forward	0.00
Current Transactions	
Reclaimed	
Reclaimed	9 Thousand Gals X \$0.70 6.30
Total Current Transactions	6.30
TOTAL BALANCE DUE	\$6.30

Annual Water Quality Report: The 2021 Consumer Confidence Report is currently available online at bit.ly/PascoRegionalCCR. To request a paper copy, please call (813) 929-2733.

Please return this portion with payment



TO PAY ONLINE, VISIT pascoeasy pay.pascocountyfl.net

Check this box if entering change of mailing address on back.

Account #	0989025
Customer #	01353074
Balance Forward	0.00
Current Transactions	6.30

Total Balance Due	\$6.30
Due Date	7/22/2022

10% late fee will be applied if paid after due date

The Total Due will be electronically transferred on 07/22/2022.

ASTURIA COMMUNITY DEVELOPMENT
 210 N UNIVERSITY DR Ste702
 CORAL SPRINGS FL 33071

PASCO COUNTY
 UTILITIES SERVICES BRANCH
 CUSTOMER INFORMATION & SERVICE DEPT.
 P.O. BOX 2139
 NEW PORT RICHEY, FL 34656-2139



UTILITIES SERVICES BRANCH
 CUSTOMER INFORMATION &
 SERVICE DEPT.
 P.O. BOX 2139
 NEW PORT RICHEY, FL 34656-2139

LAND O' LAKES (813) 235-6012
 NEW PORT RICHEY (727) 847-8131
 DADE CITY (352) 521-4266
utilcustserv@pascocountyfl.net
 Pay By Phone: 1-855-786-5344



ASTURIA COMMUNITY DEVELOPMENT

Service Address: **15301 AVILES PARKWAY**
 Bill Number: 16822485
 Billing Date: 7/5/2022
 Billing Period: 5/19/2022 to 6/20/2022

Account #	Customer #
0989020	01353074
Please use the 15-digit number below when making a payment through your bank	
098902001353074	

New Water, Sewer, Reclaim rates, fees and charges took effect Oct. 1, 2021.
 Please visit bit.ly/pcurates for additional details.

Service	Meter #	Previous		Current		# of Days	Consumption in thousands
		Date	Read	Date	Read		
Reclaim	17705151	5/19/2022	505	6/20/2022	505	32	0

Usage History

Water

June 2022	0
May 2022	0
April 2022	0
March 2022	0
February 2022	0
January 2022	0
December 2021	0
November 2021	0
October 2021	0
September 2021	0
August 2021	0
July 2021	0

Transactions

Previous Bill	-66.34 CR
Balance Forward	-66.34 CR
TOTAL BALANCE DUE	-\$66.34 CR

Annual Water Quality Report: The 2021 Consumer Confidence Report is currently available online at bit.ly/PascoRegionalCCR. To request a paper copy, please call (813) 929-2733.

Please return this portion with payment



TO PAY ONLINE, VISIT pascoeasympay.pascocountyfl.net

Check this box if entering change of mailing address on back.

Account #	0989020
Customer #	01353074
Balance Forward	-66.34 CR
Current Transactions	-66.34 CR
Total Balance Due	-\$66.34 CR

CREDIT - DO NOT PAY

ASTURIA COMMUNITY DEVELOPMENT
 210 N UNIVERSITY DR Ste702
 CORAL SPRINGS FL 33071

PASCO COUNTY
 UTILITIES SERVICES BRANCH
 CUSTOMER INFORMATION & SERVICE DEPT.
 P.O. BOX 2139
 NEW PORT RICHEY, FL 34656-2139

013530749098902001682248520000000000



UTILITIES SERVICES BRANCH
 CUSTOMER INFORMATION &
 SERVICE DEPT.
 P.O. BOX 2139
 NEW PORT RICHEY, FL 34656-2139

LAND O' LAKES
 NEW PORT RICHEY
 DADE CITY

(813) 235-6012
 (727) 847-8131
 (352) 521-4285



72 0 1
 42-52579

utilcustserv@pascocountyfl.net
 Pay By Phone: 1-855-786-5344

ASTURIA COMMUNITY DEVELOPMENT

Service Address: **15381 AVILES PARKWAY**

Bill Number: 16822484

Billing Date: 7/5/2022

Billing Period: 5/19/2022 to 6/20/2022

Account #	Customer #
0989015	01353074
Please use the 15-digit number below when making a payment through your bank	
098901501353074	

New Water, Sewer, Reclaim rates, fees and charges took effect Oct. 1, 2021.
 Please visit bit.ly/pcurates for additional details.

Service	Meter #	Previous		Current		# of Days	Consumption in thousands
		Date	Read	Date	Read		
Reclaim	17705152	5/19/2022	1157	6/20/2022	1166	32	9

Usage History

Water

June 2022	9
May 2022	20
April 2022	18
March 2022	14
February 2022	14
January 2022	13
December 2021	45
November 2021	26
October 2021	47
September 2021	59
August 2021	52
July 2021	47

Transactions

Previous Bill	14.00
Payment 06/20/22	-14.00 CR
Balance Forward	0.00
Current Transactions	
Reclaimed	
Reclaimed	9 Thousand Gals X \$0.70 6.30
Total Current Transactions	6.30
TOTAL BALANCE DUE	\$6.30

Annual Water Quality Report: The 2021 Consumer Confidence Report is currently available online at bit.ly/PascoRegionalCCR. To request a paper copy, please call (813) 929-2733.

Please return this portion with payment

TO PAY ONLINE, VISIT pascoeasyway.pascocountyfl.net

Check this box if entering change of mailing address on back.



Account #	0989015
Customer #	01353074
Balance Forward	0.00
Current Transactions	6.30

Total Balance Due	\$6.30
Due Date	7/22/2022

10% late fee will be applied if paid after due date

The Total Due will be electronically transferred on 07/22/2022.

ASTURIA COMMUNITY DEVELOPMENT
 210 N UNIVERSITY DR Ste702
 CORAL SPRINGS FL 33071

PASCO COUNTY
 UTILITIES SERVICES BRANCH
 CUSTOMER INFORMATION & SERVICE DEPT.
 P.O. BOX 2139
 NEW PORT RICHEY, FL 34656-2139



UTILITIES SERVICES BRANCH
 CUSTOMER INFORMATION &
 SERVICE DEPT.
 P.O. BOX 2139
 NEW PORT RICHEY, FL 34656-2139

LAND O' LAKES (813) 235-6012
 NEW PORT RICHEY (727) 847-8131
 DADE CITY (352) 521-4285
utilcustserv@pascocountyfl.net
 Pay By Phone: 1-855-786-5344



ASTURIA CDD

Service Address: **15233 RENAISSANCE AVENUE**

Bill Number: 16823370

Billing Date: 7/5/2022

Billing Period: 5/19/2022 to 6/20/2022

Account #	Customer #
1031105	01341603
Please use the 16-digit number below when making a payment through your bank	
103110501341603	

New Water, Sewer, Reclaim rates, fees and charges took effect Oct. 1, 2021.
 Please visit bit.ly/pcurates for additional details.

Service	Meter #	Previous		Current		# of Days	Consumption in thousands
		Date	Read	Date	Read		
Reclaim	190101977	5/19/2022	837	6/20/2022	870	32	33

Usage History

Water

June 2022	33
May 2022	31
April 2022	34
March 2022	31
February 2022	36
January 2022	29
December 2021	7
November 2021	0
October 2021	0
September 2021	0
August 2021	33
July 2021	40

Transactions

Previous Bill	21.70
Payment 06/20/22	-21.70 CR
Balance Forward	0.00
Current Transactions	
Reclaimed	
Reclaimed	33 Thousand Gals X \$0.70 23.10
Total Current Transactions	23.10
TOTAL BALANCE DUE	\$23.10

Annual Water Quality Report: The 2021 Consumer Confidence Report is currently available online at bit.ly/PascoRegionalCCR. To request a paper copy, please call (813) 929-2733.

Please return this portion with payment

TO PAY ONLINE, VISIT pascoeasyway.pascocountyfl.net



Check this box if entering change of mailing address on back.

Account #	1031105
Customer #	01341603
Balance Forward	0.00
Current Transactions	23.10

Total Balance Due	\$23.10
Due Date	7/22/2022

10% late fee will be applied if paid after due date

The Total Due will be electronically transferred on 07/22/2022.

ASTURIA CDD
 210 N UNIVERSITY DR Ste702
 CORAL SPRINGS FL 33071

PASCO COUNTY
 UTILITIES SERVICES BRANCH
 CUSTOMER INFORMATION & SERVICE DEPT.
 P.O. BOX 2139
 NEW PORT RICHEY, FL 34656-2139



UTILITIES SERVICES BRANCH
 CUSTOMER INFORMATION &
 SERVICE DEPT.
 P.O. BOX 2139
 NEW PORT RICHEY, FL 34656-2139

LAND O' LAKES
 NEW PORT RICHEY
 DADE CITY

(813) 235-6012
 (727) 847-8131
 (352) 521-4285



62 0 1
 42-52579

utilcustserv@pascocountyfl.net
 Pay By Phone: 1-855-786-5344

ASTURIA CDD

Service Address: **14859 CARAVAN AVENUE**

Bill Number: 16821909

Billing Date: 7/5/2022

Billing Period: 5/19/2022 to 6/20/2022

Account #	Customer #
0953305	01341603
Please use the 15-digit number below when making a payment through your bank	
095330501341603	

New Water, Sewer, Reclaim rates, fees and charges took effect Oct. 1, 2021.
 Please visit bit.ly/pcurates for additional details.

Service	Meter #	Previous		Current		# of Days	Consumption in thousands
		Date	Read	Date	Read		
Reclaim	15450201	5/19/2022	10274	6/20/2022	10308	32	34

Usage History

Water

June 2022	34
May 2022	46
April 2022	24
March 2022	38
February 2022	37
January 2022	54
December 2021	54
November 2021	59
October 2021	26
September 2021	12
August 2021	36
July 2021	54

Transactions

Previous Bill	32.20
Payment 06/20/22	-32.20 CR
Balance Forward	0.00
Current Transactions	
Reclaimed	
Reclaimed	34 Thousand Gals X \$0.70 23.80
Total Current Transactions	23.80
TOTAL BALANCE DUE	\$23.80

Annual Water Quality Report: The 2021 Consumer Confidence Report is currently available online at bit.ly/PascoRegionalCCR. To request a paper copy, please call (813) 929-2733.

Please return this portion with payment

TO PAY ONLINE, VISIT pascoeasyppay.pascocountyfl.net

Check this box if entering change of mailing address on back.



Account #	0953305
Customer #	01341603
Balance Forward	0.00
Current Transactions	23.80

Total Balance Due	\$23.80
Due Date	7/22/2022

10% late fee will be applied if paid after due date

The Total Due will be electronically transferred on 07/22/2022.

ASTURIA CDD
 210 N UNIVERSITY DR Ste702
 CORAL SPRINGS FL 33071

PASCO COUNTY
 UTILITIES SERVICES BRANCH
 CUSTOMER INFORMATION & SERVICE DEPT.
 P.O. BOX 2139
 NEW PORT RICHEY, FL 34656-2139

013416038095330531682190940000023803



UTILITIES SERVICES BRANCH
 CUSTOMER INFORMATION &
 SERVICE DEPT.
 P.O. BOX 2139
 NEW PORT RICHEY, FL 34656-2139

LAND O' LAKES (813) 235-6012
 NEW PORT RICHEY (727) 847-8131
 DADE CITY (352) 521-4285

utilcustserv@pascocountyfl.net
 Pay By Phone: 1-855-786-5344



ASTURIA CDD

Service Address: **15050 CARAVAN AVENUE**

Bill Number: 16823373

Billing Date: 7/5/2022

Billing Period: 5/19/2022 to 6/20/2022

Account #	Customer #
1031120	01341603
Please use the 15-digit number below when making a payment through your bank	
103112001341603	

New Water, Sewer, Reclaim rates, fees and charges took effect Oct. 1, 2021.
 Please visit bit.ly/pcurates for additional details.

Service	Meter #	Previous		Current		# of Days	Consumption in thousands
		Date	Read	Date	Read		
Reclaim	190101972	5/19/2022	3811	6/20/2022	3885	32	74

Usage History

Water

June 2022	74
May 2022	118
April 2022	145
March 2022	88
February 2022	0
January 2022	0
December 2021	128
November 2021	163
October 2021	177
September 2021	162
August 2021	122
July 2021	104

Transactions

Previous Bill	82.60
Payment 06/20/22	-82.60 CR
Balance Forward	0.00
Current Transactions	
Reclaimed	
Reclaimed	74 Thousand Gals X \$0.70 51.80
Total Current Transactions	51.80
TOTAL BALANCE DUE	\$51.80

Annual Water Quality Report: The 2021 Consumer Confidence Report is currently available online at bit.ly/PascoRegionalCCR. To request a paper copy, please call (813) 929-2733.

Please return this portion with payment

TO PAY ONLINE, VISIT pascoeasyway.pascocountyfl.net

Check this box if entering change of mailing address on back.

Account #	1031120
Customer #	01341603
Balance Forward	0.00
Current Transactions	51.80

Total Balance Due	\$51.80
Due Date	7/22/2022

10% late fee will be applied if paid after due date

The Total Due will be electronically transferred on 07/22/2022.



ASTURIA CDD
 210 N UNIVERSITY DR Ste702
 CORAL SPRINGS FL 33071

PASCO COUNTY
 UTILITIES SERVICES BRANCH
 CUSTOMER INFORMATION & SERVICE DEPT.
 P.O. BOX 2139
 NEW PORT RICHEY, FL 34656-2139



UTILITIES SERVICES BRANCH
 CUSTOMER INFORMATION &
 SERVICE DEPT.
 P.O. BOX 2139
 NEW PORT RICHEY, FL 34656-2139

LAND O' LAKES (813) 235-6012
 NEW PORT RICHEY (727) 847-8131
 DADE CITY (352) 521-4285
utilcustserv@pascocountyfl.net
 Pay By Phone: 1-855-786-5344



ASTURIA CDD

Service Address: **15246 CARAVAN AVENUE**

Bill Number: 16823372

Billing Date: 7/5/2022

Billing Period: 5/19/2022 to 6/20/2022

Account #	Customer #
1031115	01341603
Please use the 15-digit number below when making a payment through your bank	
103111501341603	

New Water, Sewer, Reclaim rates, fees and charges took effect Oct. 1, 2021.
 Please visit bit.ly/pcurates for additional details.

Service	Meter #	Previous		Current		# of Days	Consumption in thousands
		Date	Read	Date	Read		
Reclaim	190101974	5/19/2022	2820	6/20/2022	2820	32	0

Usage History
 Water

June 2022	0
May 2022	92
April 2022	91
March 2022	89
February 2022	137
January 2022	131
December 2021	130
November 2021	124
October 2021	136
September 2021	155
August 2021	139
July 2021	134

Transactions

Previous Bill	64.40
Payment 06/20/22	-64.40 CR
Balance Forward	0.00
TOTAL BALANCE DUE	\$0.00

Annual Water Quality Report: The 2021 Consumer Confidence Report is currently available online at bit.ly/PascoRegionalCCR. To request a paper copy, please call (813) 929-2733.



Please return this portion with payment

TO PAY ONLINE, VISIT pascoeasy pay.pascocountyfl.net

Check this box if entering change of mailing address on back.

Account # 1031115
 Customer # 01341603
 Balance Forward 0.00
 Current Transactions 0.00

Total Balance Due	\$0.00
Due Date	7/22/2022

ASTURIA CDD
 210 N UNIVERSITY DR Ste702
 CORAL SPRINGS FL 33071

Round Up Donation to Charity

Amount Enclosed

Check this box to participate in Round-Up.

PASCO COUNTY
 UTILITIES SERVICES BRANCH
 CUSTOMER INFORMATION & SERVICE DEPT.
 P.O. BOX 2139
 NEW PORT RICHEY, FL 34656-2139

013416038103111541682337260000000000



UTILITIES SERVICES BRANCH
 CUSTOMER INFORMATION &
 SERVICE DEPT.
 P.O. BOX 2139
 NEW PORT RICHEY, FL 34656-2139

LAND O' LAKES (813) 235-6012
 NEW PORT RICHEY (727) 847-8131
 DADE CITY (352) 521-4285

utilcustserv@pascocountyfl.net
 Pay By Phone: 1-855-786-5344



ASTURIA CDD

Service Address: **2830 LONG BOW WAY**

Bill Number: 16821912

Billing Date: 7/5/2022

Billing Period: 5/19/2022 to 6/20/2022

Account #	Customer #
0953325	01341603
Please use the 15-digit number below when making a payment through your bank	
095332501341603	

New Water, Sewer, Reclaim rates, fees and charges took effect Oct. 1, 2021.
 Please visit bit.ly/pcurates for additional details.

Service	Meter #	Previous		Current		# of Days	Consumption in thousands
		Date	Read	Date	Read		
Reclaim	15084620	5/19/2022	7679	6/20/2022	7813	32	134

Usage History

Water

June 2022	134
May 2022	160
April 2022	195
March 2022	168
February 2022	169
January 2022	176
December 2021	179
November 2021	153
October 2021	179
September 2021	161
August 2021	103
July 2021	140

Transactions

Previous Bill	112.00
Payment 06/20/22	-112.00 CR
Balance Forward	0.00
Current Transactions	
Reclaimed	
Reclaimed	134 Thousand Gals X \$0.70 93.80
Total Current Transactions	93.80
TOTAL BALANCE DUE	\$93.80

Annual Water Quality Report: The 2021 Consumer Confidence Report is currently available online at bit.ly/PascoRegionalCCR. To request a paper copy, please call (813) 929-2733.



Please return this portion with payment

TO PAY ONLINE, VISIT pascoeasyway.pascocountyfl.net

Check this box if entering change of mailing address on back.

Account #	0953325
Customer #	01341603
Balance Forward	0.00
Current Transactions	93.80

Total Balance Due	\$93.80
Due Date	7/22/2022

10% late fee will be applied if paid after due date

The Total Due will be electronically transferred on 07/22/2022.

ASTURIA CDD
 210 N UNIVERSITY DR Ste702
 CORAL SPRINGS FL 33071

PASCO COUNTY
 UTILITIES SERVICES BRANCH
 CUSTOMER INFORMATION & SERVICE DEPT.
 P.O. BOX 2139
 NEW PORT RICHEY, FL 34656-2139



UTILITIES SERVICES BRANCH
 CUSTOMER INFORMATION &
 SERVICE DEPT.
 P.O. BOX 2139
 NEW PORT RICHEY, FL 34656-2139

LAND O' LAKES (813) 235-6012
 NEW PORT RICHEY (727) 847-8131
 DADE CITY (352) 521-4285

utilcustserv@pascocountyfl.net
 Pay By Phone: 1-855-786-5344



ASTURIA CDD

Service Address: **2995 LONG BOW WAY**
 Bill Number: 16821914
 Billing Date: 7/5/2022
 Billing Period: 5/19/2022 to 6/20/2022

Account #	Customer #
0953340	01341603
Please use the 15-digit number below when making a payment through your bank	
095334001341603	

New Water, Sewer, Reclaim rates, fees and charges took effect Oct. 1, 2021.
 Please visit bit.ly/pcurates for additional details.

Service	Meter #	Previous		Current		# of Days	Consumption In thousands
		Date	Read	Date	Read		
Reclaim	15450207	5/19/2022	3292	6/20/2022	3343	32	51

Usage History

Water

June 2022	51
May 2022	49
April 2022	53
March 2022	51
February 2022	49
January 2022	51
December 2021	50
November 2021	52
October 2021	45
September 2021	42
August 2021	24
July 2021	22

Transactions

Previous Bill	34.30
Payment 06/20/22	-34.30 CR
Balance Forward	0.00
Current Transactions	
Reclaimed	
Reclaimed	51 Thousand Gals X \$0.70 35.70
Total Current Transactions	35.70
TOTAL BALANCE DUE	\$35.70

Annual Water Quality Report: The 2021 Consumer Confidence Report is currently available online at bit.ly/PascoRegionalCCR. To request a paper copy, please call (813) 929-2733.



Please return this portion with payment

TO PAY ONLINE, VISIT pascoeasy pay.pascocountyfl.net

Check this box if entering change of mailing address on back.

Account # 0953340
 Customer # 01341603
 Balance Forward 0.00
 Current Transactions 35.70

Total Balance Due	\$35.70
Due Date	7/22/2022

10% late fee will be applied if paid after due date

The Total Due will be electronically transferred on 07/22/2022.

ASTURIA CDD
 210 N UNIVERSITY DR Ste702
 CORAL SPRINGS FL 33071

PASCO COUNTY
 UTILITIES SERVICES BRANCH
 CUSTOMER INFORMATION & SERVICE DEPT.
 P.O. BOX 2139
 NEW PORT RICHEY, FL 34656-2139



UTILITIES SERVICES BRANCH
 CUSTOMER INFORMATION &
 SERVICE DEPT.
 P.O. BOX 2139
 NEW PORT RICHEY, FL 34656-2139

LAND O' LAKES (813) 235-6012
 NEW PORT RICHEY (727) 847-8131
 DADE CITY (352) 521-4285
utilcustserv@pascocountyfl.net
 Pay By Phone: 1-855-786-5344



ASTURIA CDD

Service Address: **14400 TRAILS EDGE BOULEVARD**

Bill Number: 16821913

Billing Date: 7/5/2022

Billing Period: 5/19/2022 to 6/20/2022

Account #	Customer #
0953330	01341603
Please use the 15-digit number below when making a payment through your bank	
095333001341603	

New Water, Sewer, Reclaim rates, fees and charges took effect Oct. 1, 2021.
 Please visit bit.ly/pcrates for additional details.

Service	Meter #	Previous		Current		# of Days	Consumption In thousands
		Date	Read	Date	Read		
Reclaim	15450200	5/19/2022	2851	6/20/2022	2900	32	49

Usage History

Water

June 2022	49
May 2022	47
April 2022	49
March 2022	46
February 2022	44
January 2022	45
December 2021	44
November 2021	44
October 2021	38
September 2021	37
August 2021	20
July 2021	22

Transactions

Previous Bill	32.90
Payment 06/20/22	-32.90 CR
Balance Forward	0.00
Current Transactions	
Reclaimed	
Reclaimed	49 Thousand Gals X \$0.70 34.30
Total Current Transactions	34.30
TOTAL BALANCE DUE	\$34.30

Annual Water Quality Report: The 2021 Consumer Confidence Report is currently available online at bit.ly/PascoRegionalCCR. To request a paper copy, please call (813) 929-2733.



Please return this portion with payment

TO PAY ONLINE, VISIT pascoeasy pay.pascocountyfl.net

Check this box if entering change of mailing address on back.

Account # 0953330
 Customer # 01341603
 Balance Forward 0.00
 Current Transactions 34.30

Total Balance Due \$34.30
Due Date 7/22/2022

10% late fee will be applied if paid after due date

The Total Due will be electronically transferred on 07/22/2022.

ASTURIA CDD
 210 N UNIVERSITY DR Ste702
 CORAL SPRINGS FL 33071

PASCO COUNTY
 UTILITIES SERVICES BRANCH
 CUSTOMER INFORMATION & SERVICE DEPT.
 P.O. BOX 2139
 NEW PORT RICHEY, FL 34656-2139

013416038095333051682191350000034300



UTILITIES SERVICES BRANCH
 CUSTOMER INFORMATION &
 SERVICE DEPT.
 P.O. BOX 2139
 NEW PORT RICHEY, FL 34656-2139

LAND O' LAKES (813) 235-6012
 NEW PORT RICHEY (727) 847-8131
 DADE CITY (352) 521-4266
utilcustserv@pascocountyfl.net
 Pay By Phone: 1-855-786-5344



ASTURIA CDD

Service Address: **14700 TRAILS EDGE BOULEVARD**
 Bill Number: 16821911
 Billing Date: 7/5/2022
 Billing Period: 5/19/2022 to 6/20/2022

Account #	Customer #
0953320	01341603
Please use the 15-digit number below when making a payment through your bank	
095332001341603	

New Water, Sewer, Reclaim rates, fees and charges took effect Oct. 1, 2021.
 Please visit bit.ly/pcrates for additional details.

Service	Meter #	Previous		Current		# of Days	Consumption In thousands
		Date	Read	Date	Read		
Reclaim	12216402	5/19/2022	3322	6/20/2022	3362	32	40

Usage History

Transactions

Water

June 2022	40
May 2022	37
April 2022	44
March 2022	43
February 2022	39
January 2022	42
December 2021	37
November 2021	39
October 2021	55
September 2021	34
August 2021	30
July 2021	31

Previous Bill	25.90
Payment 06/20/22	-25.90 CR
Balance Forward	0.00
Current Transactions	
Reclaimed	
Reclaimed	40 Thousand Gals X \$0.70 28.00
Total Current Transactions	28.00
TOTAL BALANCE DUE	\$28.00

Annual Water Quality Report: The 2021 Consumer Confidence Report is currently available online at bit.ly/PascoRegionalCCR. To request a paper copy, please call (813) 929-2733.



Please return this portion with payment

TO PAY ONLINE, VISIT pascoeasy pay.pascocountyfl.net

Check this box if entering change of mailing address on back.

Account #	0953320
Customer #	01341603
Balance Forward	0.00
Current Transactions	28.00

Total Balance Due	\$28.00
Due Date	7/22/2022

10% late fee will be applied if paid after due date

The Total Due will be electronically transferred on 07/22/2022.

ASTURIA CDD
 210 N UNIVERSITY DR Ste702
 CORAL SPRINGS FL 33071

PASCO COUNTY
 UTILITIES SERVICES BRANCH
 CUSTOMER INFORMATION & SERVICE DEPT.
 P.O. BOX 2139
 NEW PORT RICHEY, FL 34656-2139

Asturia

Community Development District

CHECK REQUEST

Date: 07/11/22

Vendor #: V00022

Vendor Name: Asturia CDD

Invoice #: 071122-3914

Amount: **\$5,258.86**

GL Code: **201**.131000.1000

Description: Trsf 2014 DS Assessments

Pay from Bank Acct: 1400-Suntrust

Managers Approval



Asturia
Community Development District
210 North University Drive, Suite 702
Coral Springs, Florida 33071
(954) 282-0065/ fax (954) 345-1292

July 11, 2022

Hancock Whitney Bank
Att: John Shiroda
2510 14th Street, Ste 220
Gulfport, MS 39501

Re: Tax Collections

To Whom It May Concern:

Enclosed please find check in the amount of \$ **5,258.86** representing tax receipts collected for Asturia Community Development District.

Please deposit these funds into the Series 2014 Revenue Account **#3914**

Should you have any questions, please do not hesitate to contact me directly at (954) 282-0065.

Sincerely,

Asturia Community Development District

Diana Cortes

Diana Cortes
District Accountant II

Asturia

Community Development District

CHECK REQUEST

Date: 07/11/22

Vendor #: V00022

Vendor Name: Asturia CDD

Invoice #: 071122-4735

Amount: **\$626.90**

GL Code: **202**.131000.1000

Description: Trsf 2016 DS Assessments

Pay from Bank Acct: 1400-Suntrust

Managers Approval

Asturia
Community Development District
210 North University Drive, Suite 702
Coral Springs, Florida 33071
(954) 282-0065/ fax (954) 345-1292

July 11, 2022

Hancock Whitney Bank
Att: John Shiroda
2510 14th Street, Ste 220
Gulfport, MS 39501

Re: Tax Collections

To Whom It May Concern:

Enclosed please find check in the amount of \$ **626.90** representing tax receipts collected for Asturia Community Development District.

Please deposit these funds into the Series 2016 Revenue Account **#4735**

Should you have any questions, please do not hesitate to contact me directly at (954) 282-0065.

Sincerely,

Asturia Community Development District

Diana Cortes

Diana Cortes
District Accountant II

Sixth Order of Business

6B.i.

- Page 4 - Requirement to surrender key card – already added in last version circulated.
- Page 5 – change max number of guest visits from 8 to 12 – done.
- Page 6 – Question about removing provision about patrons using their assigned key card – this was eliminated because it was redundant – we already say Patrons must use their own key card for access in the “Access Cards” section.
- Page 7 – request to add a provision requiring presentation of ID upon request – this is already required in the Access Cards Section.
- Page 7 – request to add “failure to do so will result in an automatic suspension” – the disciplinary rule already provides for suspension on the first violation of any of the policies. Additionally, it gives staff the authority to immediately remove someone from the facilities for any violation. No need to call out this particular policy separately.
- Page 11 – comment on nighttime swimming – already included in last version circulated.
- Page 12 – removal of 30-minute limitation – change made. Comment on allowing other Patrons to remove or replace items - this seems likely to lead to altercations between residents. It may happen anyway, but from a policy standpoint it’s best to leave enforcement to staff.
- Page 13 – Elimination of “Patrons and Guests are not permitted to enter the clubhouse while wet” – change made.
- Page 17 – elimination of porch/pool pavilion rentals – change made.
- Page 20 – Addition of \$250 admin charge or reimbursement of actual cost for damages – I recommend adding this to the disciplinary rule and fee chart instead, to keep all disciplinary and fee matters in one place. I have added this language to those sections.
- Page 23-34 – rates – below is what was included in the advertisement, per the Board’s direction at the last meeting. We cannot exceed these amounts without additional Board action at the next meeting. We can do that, but it will delay the hearing to adopt the new rules and rates to October. If that is your preference, let me know and I will prepare a resolution resetting the hearing on the increased rates you have provided.

○ Type	○ Rate
○ Annual User Fee	○ \$2,500.00
○ Replacement Access Card	○ \$30.00
○ Amenity Rental Deposit	○ \$250.00
○ Amenity Rental Fee – Patron	○ \$300 – \$1500
○ Amenity Rental Fee – Non-Patron	○ \$300 – \$1500
○ Facility Damage Fee	○ \$250 or the cost to repair the damage, whichever is greater

6B.ii.

RESOLUTION 2022-16

A RESOLUTION OF THE BOARD OF SUPERVISORS OF THE ASTURIA COMMUNITY DEVELOPMENT DISTRICT INITIATING INTERGOVERNMENTAL CONFLICT RESOLUTION PROCEDURES WITH PASCO COUNTY, FLORIDA.

WHEREAS, the Asturia Community Development District (hereinafter the “**District**”) is a local unit of special-purpose government created and existing pursuant to Chapter 190, Florida Statutes, being situated in Pasco County, Florida (the “**County**”); and

WHEREAS, the District is considering authorizing a lawsuit against the County regarding the County’s failure to follow proper procedures in approving the Lantower Apartments (“**Lantower**”) for development when Lantower failed to comply with Section 905.1.G.2 of the Pasco County Land Development Code (the “**Code**”); and

WHEREAS, the County’s failure to follow the appropriate procedures for approving the development of Lantower has resulted in Lantower’s residents unauthorized use of the District’s greenspace and other amenities; and

WHEREAS, Lantower does not fall within the District’s boundary, and its residents are not assessed by the District; and

WHEREAS, the increase use of the District’s greenspace and other amenities by Lantower’s residents has caused a significant increase in maintenance costs for the District, which Lantower is not assessed for; and

WHEREAS, the Florida Governmental Conflict Resolution Act, Chapter 164, Florida Statutes, requires that local governments follow a dispute resolution process when engaging in litigation with another local government; and

WHEREAS, the District agrees to comply with the provisions of Chapter 164, Florida Statutes, in order to address the matters of dispute between the District and the County pursuant to the Chapter 164 alternative dispute process before the lawsuit is filed; and

WHEREAS, Chapter 164, Florida Statutes, requires the passage of a resolution in order to initiate intergovernmental conflict resolution procedures.

NOW, THEREFORE, BE IT RESOLVED BY THE BOARD OF SUPERVISORS OF THE ASTURIA COMMUNITY DEVELOPMENT DISTRICT:

Section 1. The District adopts as true and correct the recitals stated above and incorporates same by reference as part of this Resolution.

Section 2. The District hereby initiates the conflict resolution processes pursuant to Chapter 164, Florida Statutes, regarding the District’s interest in obtaining suitable remedies

related to its lawsuit against the County.

Section 3. Pursuant to Section 164, Florida Statutes, the District will send to the General Counsel of the County, within five days of the passage of this Resolution, a certified copy of the Resolution and a letter stating the nature of the conflict, the reason for initiating the conflict resolution process, the proposed date and location for the conflict assessment meeting and suggestions regarding the officials who should be present at the conflict assessment meeting.

Section 4. This Resolution shall take effect immediately upon its adoption.

PASSED AND ADOPTED THIS ___ day of August, 2022.

**ASTURIA COMMUNITY
DEVELOPMENT DISTRICT**

CHAIR, BOARD OF SUPERVISORS

ATTEST:

SECRETARY/ASSISTANT SECRETARY

6C.i.

BLUE WATER AQUATICS

SERVICE REPORT

DATE: 7-1-22

CUSTOMER: Astoria

AQUATECH: George D

ACCOUNT # _____ WORK ORDER # _____

SITE	INSPECTION	TREATMENT	AIRBOAT	JONBOAT	AQUA-MULE	ATV	BACKPACK	ALGAE	GRASSES	CATTAILS	SUBMERSED	FLOATING	BRUSH	DIOXYGEN	WATER LEVEL	RESTRICTION # DAYS	WEATHER CONDITIONS	
1 2 3	✓			✓				✓	✓						NO		Sunny 85°	
4 / 3740C	✓			✓				✓	✓									
3750A 3800E	✓			✓				✓	✓									
3800D 3810C	✓			✓				✓	✓									

OBSERVATIONS / RECOMMENDATIONS

Treated Torpedos, Grass, Water Grass, Papyrus, Cattails, Alligator Weeds, Suspended, Periphyton, Spide rush, Dog Fern, and Egan Grass today

BLUE WATER AQUATICS

Aquatic & Environmental Services

5119 STATE ROAD 54
NEW PORT RICHEY, FL 34652
(727) 842-2100

WWW.BLUEWATERAQUATICSINC.COM

- Algae & Aquatic Weed Control Programs
- Water Quality Testing
- Wetland Creation, Restoration & Management
- Lake Aeration Systems
- Mechanical Weed Removal / Marsh Master
- Noxious Tree & Brush Control
- Mitigation Services



LAKE MANAGEMENT • AQUATIC SERVICES • ENVIRONMENTAL PLANNING

CUSTOMER

BLUE WATER AQUATICS

SERVICE REPORT

DATE: 7-21-08

CUSTOMER: Astoria

AQUATECH: George D

ACCOUNT # _____ WORK ORDER # _____

SITE	INSPECTION	TREATMENT	AIRBOAT	JONBOAT	AQUA-MULE	ATV	BACKPACK	ALGAE	GRASSES	CATTAILS	SUBMERSED	FLOATING	BRUSH	D/OXYGEN	WATER LEVEL	RESTRICTION # DAYS	WEATHER CONDITIONS
3400B, 3510B	↓			↓			↓	↓							NP	NP	Sonny 820
X, 3500C	↓																
3440A, 3500B	↓			↓			↓	↓									
5	↓																
OBSERVATIONS / RECOMMENDATIONS: <u>Treated Algae, Torpedo Grass, Dog Fern, Pennywort, Suspania</u>																	

BLUE WATER AQUATICS

Aquatic & Environmental Services

5119 STATE ROAD 54
 NEW PORT RICHEY, FL 34652
 (727) 842-2100

WWW.BLUEWATERAQUATICSINC.COM

- Algae & Aquatic Weed Control Programs
- Water Quality Testing
- Wetland Creation, Restoration & Management
- Lake Aeration Systems
- Mechanical Weed Removal / Marsh Master
- Noxious Tree & Brush Control
- Mitigation Services

LAKE MANAGEMENT • AQUATIC SERVICES • ENVIRONMENTAL PLANNING

CUSTOMER

MOSQUITO MANAGEMENT FOR COMMUNITIES AND HOAs

Blue Water Aquatics provides superior control to safeguard the health of your residents.



Call 727-842-2100

Property managers and board members are entrusted with prioritizing the safety and happiness of their residents. As a Floridian, you are no stranger to mosquito problems in the spring and summer. Florida's warm, humid weather attracts mosquitoes to your property, making it important to enlist the help of commercial mosquito control specialists who can quickly, and effectively eliminate them.

NEGATIVE IMPACT OF MOSQUITOS & MIDGES:



Mosquitoes bite and some species can carry West Nile virus, Zika virus, Dengue, and malaria.



Swarming around residential areas, businesses, and stormwater systems.



Large populations of midges can blanket cars, building exteriors, and other surfaces, which can stain and damage them over time.



Blue Water Aquatics offers complete mosquito and midge control for residential and commercial properties.

Call us today for a free site assessment and proposal.

727-842-2100

www.bluewateraquaticsinc.com



6727 Trouble Creek Rd.
New Port Richey, FL 34653



ECO-FRIENDLY DOESN'T HAVE TO MEAN INEFFECTIVE.



Biological larvicides are an excellent way to control mosquitoes. These naturally occurring beneficial bacteria inhibit mosquito larvae from digesting nutrients and pose no known risks to the environment when applied at the proper rates.



Botanical insecticides are formulated with potent, botanically derived active ingredients like rosemary oil, geraniol, and peppermint oil.



Stocking fish such as minnows or bluegill is a very effective and natural way to control mosquitoes.



Traps are effective surveillance tools and help to eliminate egg laying females.



CONTACT INFORMATION

727-842-2100



office@bluewatraquaticsinc.com



www.bluewatraquaticsinc.com



6727 Trouble Creek Rd.
New Port Richey, FL 34653



DUNS: 03-856-5458

SAM: J5VDWTAHZE51

Cage code: 94VF9

NAICS & PSC CODES

541620 Wetland restoration services | 561730 Landscape services

F020 Fisheries Resource Management | F113 Wetlands Conservation and Support



6C.i.a

Three Month Aquatic Management Agreement

This Agreement, with an agreed upon service start date of **August 1, 2022**, is made between **Blue Water Aquatics, Inc.** (hereinafter “Blue Water Aquatics”) located at 5119 State Road 54, New Port Richey, FL 34652, and **Asturia CDD** (hereinafter the “Customer”), c/o Inframark, 210 North University Drive. Suite 702, Coral Springs, FL 33071.

Both Blue Water Aquatics and the Customer agree to the following terms and conditions:

General Conditions: Blue Water Aquatics will provide aquatic management services on behalf of the Customer in accordance with the term and conditions of this agreement at the following location(s):

(17) Waterways **19,990 Linear Feet** **25.23 Surface Acres @ NWL**

Contract Term: The term of this Agreement shall be for **three (3) consecutive months (August, September, and October 2022)** unless sooner terminated as provided herein.

Contract Services: Customer agrees to pay Blue Water Aquatics, Inc. the following amounts during the term of this Agreement for these specific waterway management services:

⇒ Monthly Maintenance Program for Aquatic Weeds/Algae	\$890.00/month
⇒ Mosquito Dunks (4 per month)	Included
⇒ Invasive Non-Native Plant Control	Included
⇒ Border Grass and Brush Control	Included
⇒ Algae and Submersed Aquatic Weed Control	Included
⇒ Pond Dye program (Where Needed)	Included
⇒ Water Testing (See Addendum)	Included
⇒ Aquatics Consulting	Included
⇒ Management Reporting	Included
Total 3-Month Contract Amount Pond / Mitigation Maintenance	\$2,670.00

Pond Maintenance – Includes one (1) Inspection per month, with treatments performed as necessary.

All Service call treatments will be billed as an additional amount based on time and materials used per visit.

Customer is aware that weather conditions such as, but not limited to, rain, cloud cover and wind may cause a delay in service. In which case, Blue Water Aquatics may not service property on a normally scheduled day. It is understood that depending on the length and severity of weather conditions, it may take Blue Water Aquatics varying amounts of time to fulfill all work covered under this Agreement. Blue Water Aquatics will exercise its best judgment for the services needed, based upon growth and existing conditions at that time.

Third Party Fees: Customer agrees to reimburse Blue Water Aquatics for all processing fees for registering with third party companies for compliance monitoring services and/or invoicing portals.

Payment of Services: Customer agrees to pay Blue Water Aquatics within thirty (30) days of invoice for work performed. *Accepted forms of payments are Cash, Check, Zelle, ACH or Credit Card (credit card payments will incur a 3.5% credit card fee for every credit card transaction).* Any account over thirty (30) days past due is subject to suspension of future work under this Agreement. The Customer is responsible for all money owed on the account from the time it was established to the time Blue Water Aquatics receives a written notice of termination of services under the terms of this Agreement. If the account of Customer is not fully paid within sixty (60) days after the date of any invoice for work performed pursuant to this Agreement, Customer will be charged interest at the rate of one and one-half percent (1 ½%) per month until the account is fully paid.

In the event that Blue Water Aquatics shall institute any collection proceedings against Customer with respect to its delinquent account, then Customer agrees to pay to Blue Water Aquatics on demand, an amount which is equal to all costs, charges and expenses paid or incurred by Blue Water Aquatics in pursuing such collection, including, without limitation, all reasonable attorney's fees, court costs and other litigation expenses in connection therewith.

Early Termination: Either party shall have the right to terminate this Agreement with thirty (30) days written notice.

Insurance: Blue Water Aquatics will maintain the following insurance coverage: Workers' Compensation, General Liability, Automotive Liability and Property and Casualty. A Certificate of Insurance will be provided upon request. A Certificate of Insurance naming the Customer as "Additional Insured" may be provided upon Customer request, with Customer agreeing to pay for any additional costs associated with such request.


Optional Renewal: At the end of this Agreement, both parties shall meet to discuss a path forward. If both parties decide to go forward, a new contract will need to be written based on that discussion.

Written Notice: All written notices under the terms of this Agreement shall be sent Certified U.S. Mail, Return Receipt Requested, to the principal place of business of the party being noticed (as indicated herein above).

Addenda: See attached map, survey, and report (where applicable).

- a. Water chemistry testing shall be conducted at the sole discretion of Blue Water Aquatics, Inc., for the specific purpose of improving the Aquatic Weed Control Program results.
- b. Work as requested by Customer such as trash clean-up, physical cutting and / or plant removal and other manual maintenance can be performed by our staff. Extra service work will be invoiced separately at our current hourly equipment and labor rates.

Aquatics Consulting: Blue Water Aquatics, Inc. management and personnel are available by appointment for Aquatic demonstrations designed to help understand lake and waterway problems and their respective solutions.



*Virgil Stoltz, VP/General Manager
Blue Water Aquatics, Inc.*

Customer

08/01/2022

Date

Date

**Survey Sheet
Asturia CDD
Site & GEP Surveyed**

<u>POND #</u>	<u>Linear Feet</u>	<u>Surface Acres @ NWL</u>
1	2,165	5.20
2	1,305	1.56
3	1,610	2.50
4	530	0.45
5	2,170	3.85
3500 B	1,250	1.72
3400 B	2,190	3.27
3490 A	660	0.40
3500 C	710	0.57
3500 D	935	0.81
3500 E	300	0.10
3510 B	1,775	1.60
3510 C	1,035	0.62
3740 C	640	0.47
3750 A	990	1.01
“X”	590	0.33
*3410	1,135	0.77
Total	19,990	25.23

*added 08/01/22

Astoria CDD Site Map



Astoria CDD WWM Rev 08-01-2022

HEADQUARTERS: 5119 State Road 54 ■ New Port Richey, FL 34652
Phone: 727-842-2100 ■ Email: Office@BlueWaterAquaticsInc.com

6C.ii.a

ASTURIA CDD: GROUNDS MAINTENANCE WEEKLY MOWING ON AUGUST 8, 2022

Please see the attached documentation, as the property was fully serviced with mowing, edging, and line-trimming. Some detailing throughout property was completed, as well as addressing work order requests/concerns.







ASTURIA CDD: GROUNDS MAINTENANCE WEEKLY MOWING ON AUGUST 8, 2022





ASTURIA CDD: GROUNDS MAINTENANCE WEEKLY MOWING ON AUGUST 8, 2022



ASTURIA CDD: GROUNDS MAINTENANCE WEEKLY MOWING ON AUGUST 8, 2022





6C.ii.b

Good afternoon,

Our grounds maintenance crew serviced the Asturia CDD property on Friday, July 29. Please see the attached documentation, as the following areas were addressed upon our visit:

- Provided grounds maintenance services to entire property
- Detailed clubhouse
- Completed open work orders
- Applied turf ant treatment (Open space on Caravan, between Delaney Street and Hearth Drive)

Let me know if I may be of further assistance.

Karen









ASTURIA CDD: GROUNDS MAINTENANCE WEEKLY MOWING ON JULY 29, 2022





ASTURIA CDD: GROUNDS MAINTENANCE WEEKLY MOWING ON JULY 29, 2022



ASTURIA CDD: GROUNDS MAINTENANCE WEEKLY MOWING ON JULY 29, 2022





6Di.

ASTURIA CDD AUGUST FIELD INSPECTION

Wednesday, August 17, 2022

Prepared For Board Of Supervisors

23 Issues Identified



Issue 1

Assigned To Board Of Supervisors
Fenland way at dead end : Grasses
and submerged weeds have been
treated by Blue Aquatics per last
report.



Issue 2

Assigned To Red Tree
Corner of Promenade Parkway and
Claymore street : Street tree is
leaning and blocking light pole.



Issue 3

Assigned To RedTree

Promenade Parkway Way in front of clubhouse : Annual mulch beds are filled with weeds.



Issue 4

Assigned To Board Of Supervisors

Behind 2395 Portico Street : Builder left behind debris and silk fence preventing CDD from maintaining berm.



Issue 5

Assigned To Board Of Supervisors
In front of 14705 Trails Edge Blvd :
Inframark Field Services to provide
proposals to sand and repaint mail
kiosk.



Issue 6

Assigned To RedTree
Front of 14705 Trails Edge Blvd :
Open field is filled with turf weeds.



Issue 7

Assigned To Board Of Supervisors
Across from 2788 Long Bow Way :
Trees lifted and look good.



Issue 8


Assigned To RedTree
Across from 2788 Long Bow Way :
Treat for weeds under previously
lifted trees.



Issue 9

Assigned To RedTree

Across from 2998 long Bow Way :
Lift trees above bench and treat for
crack weeds.



Issue 10

Assigned To RedTree

Behind 2824 Long Bow way : Hand
pull weeds and vines throughout
native grasses.



Issue 11

Assigned To Board Of Supervisors
Corner of Long Bow Way and Edge
Court : Entering walking trail there is
a cracked panel of sidewalk.



Issue 12

Assigned To Board Of Supervisors
Community Playground : Deep hole
needs to be marked for safety.



Issue 13

Assigned To RedTree

Community playground : Treat surrounding turf for dollar weed.



Issue 14

Assigned To RedTree

Community playground : Treat weeds in playground ADA mulch.



Issue 15

Assigned To RedTree

Community playground :
Surrounding grass needs to be
mowed currently knee high.



Issue 16

Assigned To RedTree

Community playground : Treat mulch
bed weeds and soft edge.



Issue 17

Assigned To Board Of Supervisors
Community playground : Drain
within ADA mulch playground
presents a safety concern .



Issue 18

Assigned To RedTree
Left of 15403 Aviles court : Treat
mulch bed weeds.



Issue 19

Assigned To RedTree

Board walk behind 15323 Aviles court : Conservation is coming through board walk.



Issue 20

Assigned To RedTree

Across from 15180 Renaissance way : Treat mulch bed weeds and soft edge beds.



Issue 21

Assigned To RedTree

Community clubhouse : Check native grasses for disease.



Issue 22

Assigned To RedTree

Community clubhouse : Treat turf weeds.

Issue 23

Assigned To Board Of Supervisors

Outstanding items from July inspection : Items - 2,7,13,15,18,21,24,30,39.

6D.ii.

ASTURIA CDD SIDEWALK INSPECTION

Field services

Monday, August 1, 2022

Prepared For Board Of Supervisors

63 Issues Identified



Issue 1

Assigned To Board Of Supervisors
15034 Renaissance Ave :
Construction in progress.



Issue 2

Assigned To Board Of Supervisors
2587 Claymore Street : Construction
of pavers in progress. Sidewalk
currently looks good.




Issue 3

Assigned To Board Of Supervisors
2483 Portico Street : Construction appears complete. Sidewalks in good shape, recommend pressure washing.



Issue 4

Assigned To Board Of Supervisors
15393 Renaissance Ave : Sidewalk looks good.



Issue 5

Assigned To Board Of Supervisors
14477 Trails Edge Blvd : Sidewalk
looks good, recommend pressure
washing.



Issue 6

Assigned To Board Of Supervisors
15039 Renaissance Ave : Sidewalk
looks good, recommend pressure
washing.



Issue 7

Assigned To Board Of Supervisors
3073 Satilla Loop : Sidewalk looks good, recommend pressure washing.



Issue 8

Assigned To Board Of Supervisors
2855 Satilla Loop : Sidewalk looks good.

Issue 9

Assigned To Board Of Supervisors
15269 Sevaes Ct : Small crack
located to the left of light pole.



Issue 10

Assigned To Board Of Supervisors
15269 Sevaes Ct : In addition to
small crack in previous photo, I
would recommend pressure washing.





Issue 11

Assigned To Board Of Supervisors
14836 Trails Edge Blvd : Replace
panel of sidewalk due to multiple
cracks and indentations.



Issue 12

Assigned To Board Of Supervisors
14836 Trails Edge Blvd : large crack
through entire panel, recommend
filling crack with cement sealant
mixture or replacing panel.



Issue 13

Assigned To Board Of Supervisors
15143 Renaissance Ave : Sidewalk
appears to be graded low causing
water to build up . Recommend
Removing sidewalk and regrading
area properly.



Issue 14

Assigned To Board Of Supervisors
14761 Caravan Ave : Construction is
on going.



Issue 15

Assigned To Board Of Supervisors
2121 Secret Cove : Sidewalk looks
great.




Issue 16

Assigned To Board Of Supervisors
2354 Stone Table Street : Sidewalk
looks good.



Issue 17

Assigned To Board Of Supervisors
14822 Trails Edge Blvd : Sidewalk
looks good, recommend pressure
washing.



Issue 18

Assigned To Board Of Supervisors
15241 Caravan Ave: Sidewalk looks
good.




Issue 19

Assigned To Board Of Supervisors
2879 Long Bow Way : Sidewalk has large crack throughout panel, recommend filling with cement sealant mixture or replacing panel.



Issue 20

Assigned To Board Of Supervisors
2620 Eve Court : Sidewalk panel in need of grind, currently presents a trip Hazard.



Issue 21

Assigned To Board Of Supervisors
2815 Satilla Loop : Sidewalk looks good, recommend pressure washing.



Issue 22

Assigned To Board Of Supervisors
15403 Aviles Pkwy : Sidewalk looks good.



Issue 23

Assigned To Board Of Supervisors
2915 Long Bow Way: Minor Sidewalk
grind recommended.



Issue 24

Assigned To Board Of Supervisors
2915 Long Bow Way: Recommend
pressure washing.



Issue 25

Assigned To Board Of Supervisors
2749 Verona Lane: Recommend
pressure washing.




Issue 26

Assigned To Board Of Supervisors
2749 Verona Lane : Crack through
panel directly in front of irrigation.
Recommend replacing to avoid
future damages from water run off.



Issue 27

Assigned To Board Of Supervisors
15468 Renaissance Ave: Keep Watch on circled area potentially turning into a trip hazard. Currently the sidewalk does not present a trip hazard. However, if the panel continues to shift I would recommend replacing or performing grind work.




Issue 28

Assigned To Board Of Supervisors
14917 Renaissance Ave: Sidewalk looks good.



Issue 29

Assigned To Board Of Supervisors
14869 Caravan Ave: Sidewalk looks good.



Issue 30

Assigned To Board Of Supervisors
14524 Trails Edge Blvd: Sidewalk looks good, recommend pressure washing.

Issue 31

Assigned To Board Of Supervisors
15246 Renaissance Ave: Minor trip
hazard, recommend grinding.



Issue 32


Assigned To Board Of Supervisors
15260 Sevares Ct: Sidewalk looks
good.





Issue 33

Assigned To Board Of Supervisors
15326 Aviles Parkway : Sidewalk
looks good.



Issue 34

Assigned To Board Of Supervisors
15221 Sevares Ct: Sidewalk looks
good , recommend pressure washing.




Issue 35

Assigned To Board Of Supervisors
2895 Satilla Loop : Sidewalk looks good, recommend pressure washing.



Issue 36

Assigned To Board Of Supervisors
3088 Satilla Loop : Minor sidewalk grind recommended.



Issue 37

Assigned To Board Of Supervisors
3025 Satilla Loop : Sidewalk looks good, recommend pressure washing.



Issue 38

Assigned To Board Of Supervisors
3164 Satilla Loop : Sidewalk looks great .



Issue 39

Assigned To Board Of Supervisors
3150 Satilla Loop : Sidewalk looks good.



Issue 40

Assigned To Board Of Supervisors
3057 Satilla Loop : Sidewalk looks good, recommend pressure washing.



Issue 41

Assigned To Board Of Supervisors
2870 Satilla Loop : Sidewalk looks good.



Issue 42

Assigned To Board Of Supervisors
3130 Satilla Loop : Sidewalk looks good.



Issue 43

Assigned To Board Of Supervisors
15429 Aviles Pkwy : Crack
throughout panel, recommend filling
with cement sealant mixture or
replacing.



Issue 44

Assigned To Board Of Supervisors
15212 Aviles Pkwy : Minor sidewalk
grind recommended.

Issue 45

Assigned To Board Of Supervisors
15212 Aviles Pkwy : Minor sidewalk
grind recommended.



Issue 46


Assigned To Board Of Supervisors
15469 Aviles Pkwy : Sidewalk looks
good.





Issue 47

Assigned To Board Of Supervisors
15455 Aviles Pkwy : Fill cracked
panel with cement sealant mixture
and grind recommended as well as
pressure washing.



Issue 48

Assigned To Board Of Supervisors
15443 Aviles Pkwy : Sidewalk looks
good, recommend pressure washing.



Issue 49

Assigned To Board Of Supervisors
14854 Renaissance Ave : Sidewalk
grind recommended.



Issue 50

Assigned To Board Of Supervisors
14945 Renaissance Ave : Sidewalk
looks good, recommend asking the
homeowner to cut back landscape
from sidewalk to avoid liability.




Issue 51

Assigned To Board Of Supervisors
14925 Renaissance Ave : Sidewalk
looks good.




Issue 52

Assigned To Board Of Supervisors
15301 Renaissance Ave : Sidewalk
looks good, recommend pressure
washing.



Issue 53

Assigned To Board Of Supervisors
14705 Edge Court : Sidewalk looks good.



Issue 54

Assigned To Board Of Supervisors
14693 Edge Court : Sidewalk is graded low causing water to stand.




Issue 55

Assigned To Board Of Supervisors
14694 Edge Court : Sidewalk looks good , recommend pressure washing.




Issue 56

Assigned To Board Of Supervisors
2938 Long Bow Way : Crack throughout panel, recommend sealing with cement mixture or replacing panel.



Issue 57

Assigned To Board Of Supervisors
14448 Trails Edge Blvd : Sidewalk
looks good, recommend pressure
washing.



Issue 58

Assigned To Board Of Supervisors
2837 Posada Lane : Sidewalk looks
good, recommend pressure washing.



Issue 59

Assigned To Board Of Supervisors
14933 Caravan Ave : Crack
throughout panel , recommend
filling with cement sealant mixture
or replacing.



Issue 60

Assigned To Board Of Supervisors
14901 Caravan Ave : Sidewalk looks
good.



Issue 61

Assigned To Board Of Supervisors
14783 Caravan Ave : Sidewalk looks good.



Issue 62

Assigned To Board Of Supervisors
14749 Caravan Ave : Construction is on going.



Issue 63

Assigned To Board Of Supervisors
2914 Long Bow Way : Construction is
on going.

6D.iii.

**DOCUMENT TO BE DISTRIBUTED
AT THE MEETING**

6D.iv.

Tampa Holiday Lighting

2022 SEASON TIMELINE

PRE-SEASON

August 15th - September 15th
Request installation date

Submit the 'customer scheduling' form to confirm your interest in having Christmas lights installed for the upcoming season



September 19th
First half Invoices sent out

Tampa Holiday Lighting will send invoice for the first half to confirm installation date for the upcoming season



HOLIDAY SEASON

September 19th - October 3rd
Pay first half of installation cost

To confirm your installation date an invoice for the first half will be sent out with a two-week grace period to confirm.



October 4th - November 26th
All returning customers confirmed

Tampa Holiday Lighting will have all returning customers' lights up by November 26th



6D.v.

**Notice of Meetings FY 2023
Asturia Community Development District**

The Board of Supervisors of the Asturia Community Development District will hold workshops for Fiscal Year 2023 to discuss various District matters at the Asturia Clubhouse, 14575 Promenade Parkway, Odessa, Florida 33556 on the second Tuesday of each month at **6:00 p.m.** as indicated below:

The Board of Supervisors of the Asturia Community Development District will also hold their meetings for Fiscal Year 2023 at the Asturia Clubhouse, 14575 Promenade Parkway, Odessa, Florida 33556 on the last Tuesday of each month at **6:00 p.m.** as indicated below:

Workshops - 6:00 p.m.

October 11, 2022
 November 8, 2022
 December 13, 2022
 January 10, 2023
 February 14, 2023
 March 14, 2023
 April 11, 2023
 May 9, 2023
 June 13, 2023
 July 11, 2023
 August 8, 2023
 September 12, 2023

Meetings - 6:00 p.m.

October 25, 2022
 November 29, 2022
 December 27, 2022
 January 31, 2023
 February 28, 2023
 March 28, 2023
 April 25, 2023
 May 30, 2023
 June 27, 2023
 July 25, 2023
 August 29, 2023
 September 26, 2023

The meetings will be open to the public and will be conducted in accordance with the provision of Florida Law for Community Development Districts. Any meeting may be continued to a date, time, and place to be specified on the record at the meeting. Copies of the agendas for the meetings listed above may be obtained from Inframark, Infrastructure Management Services, 210 North University Drive, Suite 702, Coral Springs, Florida 33071 or (954) 603-0033, one week prior to the meeting.

There may be occasions when one or more Supervisors will participate by telephone. At the above location there will be present a speaker telephone so that any interested person can attend the meeting at the above location and be fully informed of the discussions taking place either in person or by telephone communication.

In accordance with the provisions of the Americans with Disabilities Act, any person requiring special accommodations at these meetings because of a disability or physical impairment should contact the District’s management company office, Inframark, Infrastructure Management Services at (813) 991-4014 at least two (2) business days prior to the date of the hearing and meeting. If you are hearing or speech impaired, please contact the Florida Relay Service at 711 for aid in contacting the District.

Each person who decides to appeal any action taken at these meetings is advised that person will need a record of the proceedings and that accordingly, the person may need to ensure that a verbatim record of the proceedings is made, including the testimony and evidence upon which such appeal is to be based.

Robert Nanni
 District Manager

6E.i.

QUOTE

Date 8/10/2022
 Estimate # 13364

Discovery Golf Cars
 Sales Service Accessories Parts Street Legal
Steve Almerico
 Phone: 813-996-5522 Mon-Thurs: 8-5
 TEXT: 813-751-7022 Friday: 8-4
 Saturday: 9-4
 Sunday: Closed
 Steve@discoverygolfcars.com 3904 Land O' Lakes Blvd (SR41)
 www.discoverygolfcars.com Land O' Lakes, Florida 34639

Asturia CDD
 Glen Penning
 14575 Promenade Parkway
 Odessa, FL 33556

P.O. #	Rep
	SA

Customer Phone	Customer E-mail
309-712-7621	seat2@asturiacdd.org

Item	Description	Qty	Rate	Total
Golf Cart	2015 Cushman Hauler Pro 72v - FOREST GREEN (6 month motor and controller warranty) New batteries (12 month battery warranty) Manual dump box Brush guard Headlights Battery meter 20" tires on 10" steel rims SS Wheel covers Short top Split windshield Onboard charger Delivery	1	7,495.00	7,495.00T
FLSWF-TIRE	FL Solid Waste Fee New Tires	4	1.00	4.00T
FLSWF-BATT...	Florida Solid Waste Fee New Battery	6	1.50	9.00T
	Replace seats			

Subtotal	\$7,508.00
Sales Tax (7.0%)	\$525.56
Total	\$8,033.56

This quote is valid for 30 days.


6E.ii.



Simpson Cleaning 95002 Trailer Cold Water Mobile Washing System Powered by Honda, 4200 PSI at 4.0 GPM

Visit the Simpson Cleaning Store

★★★★☆ 7 ratings



-18% \$4,499⁰⁰

List Price: ~~\$5,499.99~~

Save up to 8% with business pricing. Sign up for free Amazon Business account

Style: **Honda GX390 - 4200 PSI**

Honda GX200 - 3200 PSI
\$3,999.00


Honda GX270 - 3800 PSI
\$4,899.99

Honda GX390 - 4200 PSI
\$4,499.00

Honda GX390 Electric Start - 4200 PSI
\$5,799.99

Vanguard 479cc V-Twin - 4200 PSI
\$7,827.00


Roll over image to zoom in



Enhance your purchase

Payment plans

1 option from \$249.94/mo (18 mo) with 0% APR



6E.iii.



Roll over image to zoom in



EDOU 20" Pressure Washer Surface Cleaner - Stainless Steel Washer Accessory - 4500 PSI Max Pressure - 3/8" Quick Connector

Visit the EDOU Store

★★★★☆ 419 ratings

Amazon's Choice for "edou 20 inch pressure washer surface cle..."

-20% \$315¹⁹

List Price: \$393.99

✓prime One-Day

& FREE Returns

Includes \$78.80 Prime savings

Coupon: Save an extra 5% when you apply this coupon. Terms

Get 5% back (\$15.75 in rewards) on the amount charged to your Amazon Prime Rewards Visa Signature Card.

Enhance your purchase

Payment plans

1 option from \$26.27/mo (12 mo) with 0% APR

One-time payment

\$315¹⁹

✓prime One-Day

& FREE Returns

FREE delivery Tomorrow, August 8. Order within 4 hrs 11 mins

📍 Deliver to Shelly - Odessa 33556

In Stock.

Qty: 1

Add to Cart

Buy Now

🔒 Secure transaction

Ships from Amazon
Sold by EDOU Direct

Return policy: Eligible for Return, Refund or Replacement within 30 days of receipt

Add a Protection Plan:

3-Year Protection for \$44.99

2-Year Protection for \$33.99

6E.iv.



UNITED EMPLOYEE SERVICES
Your Partner in Employment



YOUR PARTNER
IN EMPLOYMENT

ABOUT UNITED EMPLOYEE SERVICES

- ◎ Our original company, AccuCheck, was founded in 1989.
- ◎ What originally started as a small entrepreneurial business has evolved into four corporations which provide payroll, payroll tax management, staff management services, and PEO/staff leasing.
- ◎ Today all four corporations service thousands of employees and clients primarily in the eastern United States.

UNITED EMPLOYEE SERVICES GIVES YOU MORE

United Employee Services handles the many time-consuming details of employer administration consulting and services. You'll spend fewer hours tracking payroll or benefits, chasing forms, filing paperwork.

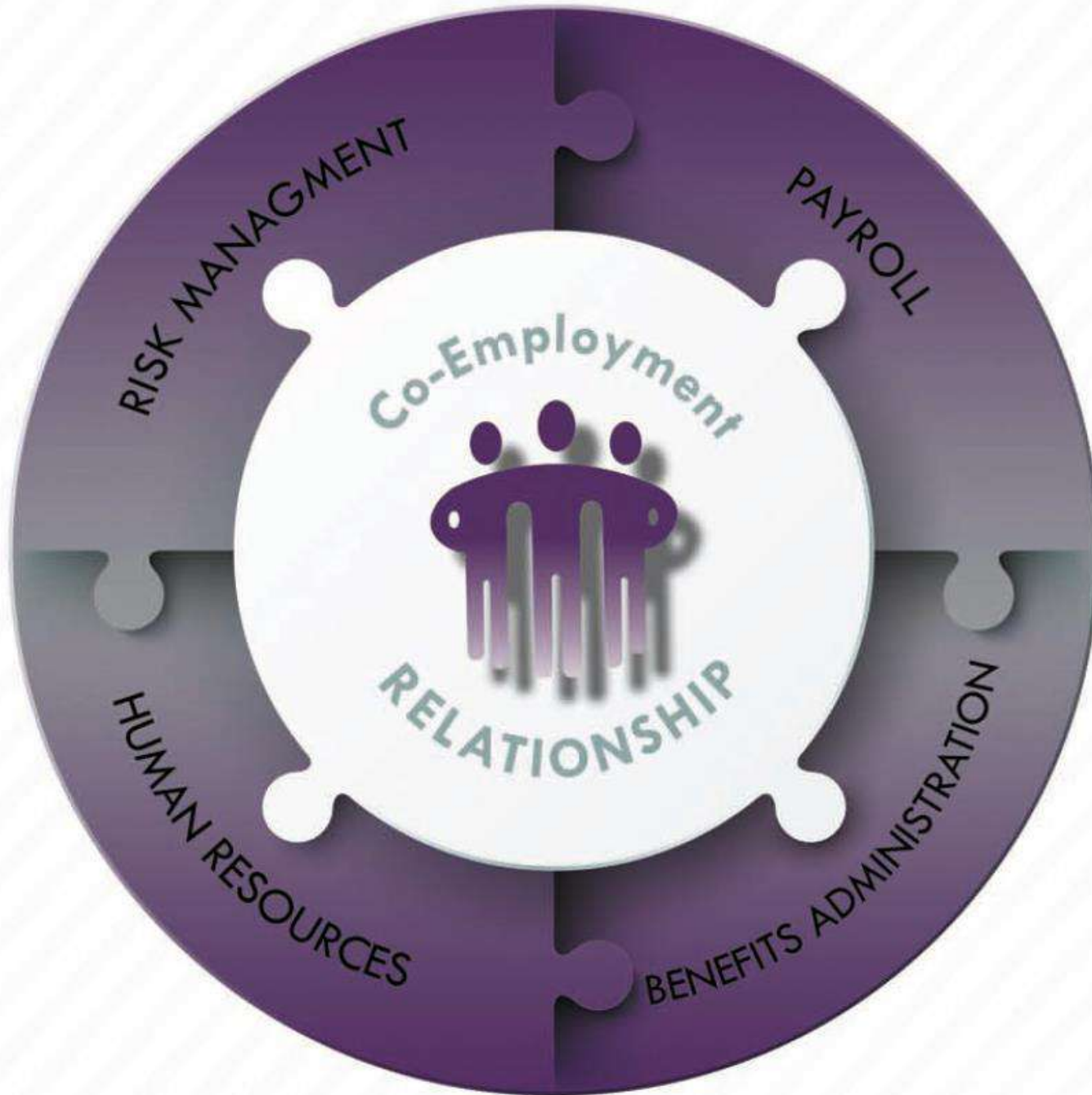
More Time.

United Employee Services frees you to concentrate on improving your bottom line.

More Money.

United Employee Services provides expertise in a broad range of administrative and consulting services with experienced people who pay attention to details.

More Quality.



THE EXPERIENCED EMPLOYMENT EXPERTS

Experience counts when you're dealing with complex human resources issues and unless you're part of a very large company, you probably do not have experts on call. Leverage the knowledge and experience of the United Employee Services team and let us free you to manage and grow your business.

Our staff includes experienced professionals who have decades of combined experience in key areas, including:

- Human Resource Management
- Training Development
- Instructional Education
- Risk Management
- W/C Claims Management
- Business Administration
- Employee Benefit Administration
- Life and Health licensed
- Accounting and Taxation
- Medical Case Management

PAYROLL ADMINISTRATION & TAX MANAGEMENT

United Employee Services' Payroll Administration solution delivers a wide range of services using a leading technology platform to seamlessly integrate payroll, tax filing, government reporting, benefits administration and more.

Payroll Services:

- Payroll checks & vouchers
- Payroll journals
- Garnishments
- Job costing & reports
- Accrual tracking
- Standard and customized reports
- Automated benefit deductions
- Benefit reconciliation
- YTD wages & taxes
- Check register
- Direct deposit and positive pay
- Certified payroll and reports
- Remote printing

PAYROLL ADMINISTRATION & TAX MANAGEMENT

Federal, state and local payroll tax regulations change frequently, and violations can result in large penalties. United Employee Services helps you control costs with our tax management and monitoring services.

Tax Management Services:

- 941 quarterly return administration
- Federal unemployment tax returns and administration
- State and local withholding tax return administration
- W2 administration
- W4 administration
- State unemployment tax administration
- 940 federal unemployment tax administration
- and more...

THE FREEDOM OF APPLYING UNITED EMPLOYEE SERVICES TECHNOLOGY

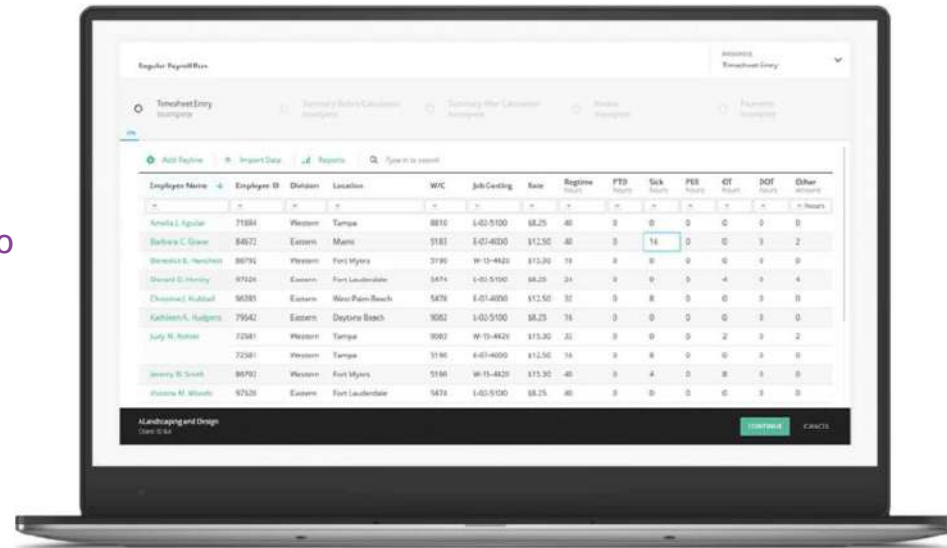
At United Employee Services, we use technology as a tool to facilitate the efficient delivery of services. But we always remember that our business is about people.

Our web-based Service Center integrates payroll, benefits, workers' compensation, employee reporting and more. You save time while handling many activities securely and easily:

- Administrative Duties:
 - Timesheet submission
 - Payroll reports
- Electronic storage of:
 - Payroll history
 - Employee training & certification reco
 - Emergency contact information
 - and much more...

Worksite employees can use the Employee Service Center to manage or view:

- Check Stubs
- Benefits information (upon request)
- Paid Time Off
- and more...



HUMAN RESOURCES CONSULTING

You're the expert when it comes to running your business. United Employee Services is the expert in employing people. We help you successfully navigate the complex HR-related issues you face each day.

HR Administration Services:

- Family and Medical Leave Act
- Hiring and separation
- Required Federal and State postings
- Maintain personnel files
- Employment verification
- Handbook and policy development
- New hire reporting
- Regulatory compliance
- Online Training Programs

HUMAN RESOURCES CONSULTING

Employer Liability Management:

United Employee Service's comprehensive system helps our clients increase employee satisfaction and productivity while reducing employment liability.

- Discipline, termination and release waiver consulting
- Employee conduct standards development
- Anti-harassment and anti-discrimination training [EEOC, Title VII, ADA]
- [un]employment claims management and cost containment
- [un]hiring and selection training

Government Compliance:

United Employee Services' experts stay on top of employee-related regulations for you.

- State and Federal regulatory compliance including FMLA, EEOC, ADA, COBRA, HIPPA, OSHA, FLSA(wage and hour, garnishment, etc.)...
- Management of employee records
- Federal and state mandated posters
- Government reporting and agency interface [claims and audits]

UNITED EMPLOYEE SERVICES CONSULTING SERVICES

United Employee Services provides true Human Resource Consulting Services:

- Job description development consulting
- Compensation development and compliance consulting
- Conduct Standards development and compliance consulting
- Fair Labor Standard Act Compliance consulting
- Harassment & discrimination compliance consulting
- Release/waiver development and compliance consulting
- Employee termination consulting

We can mitigate liability, reduce costs and free you to concentrate on growing your business.

EMPLOYER PRACTICES LIABILITY INSURANCE (EPLI)

- Carrier – ARC ☐ I ☐ INTERMEDIARIES/BEA ☐ LE ☐
- \$25,000 retention/deductible per claim
- \$1,000,000 Maximum Limit of Liability per Claim.
- \$1,000,000 Third-Party Discrimination Limit of Liability.
- \$1,000,000 Punitive, exemplary, and multiple damages Limit of Liability.
- \$1,000,000 Maximum aggregate Limit of Liability for all Claims.

Learning Management System

- ⦿ Manager Training Programs - We provide a comprehensive on-line training program for managers.
- ⦿ Employee Training Programs and Awareness Posters - We suggest that managers meet with the employees they supervise to discuss the important points outlined in the employee training materials below.

MANAGER TRAINING PROGRAMS

- Anti-Discrimination and Harassment
- Disability Accommodations / Interactive Process
- Leaves of Absence Medical Leaves, Required Leaves, Permissible Leaves
- Ethics
- General Best Practices and Guidance
- Recruitment and Selection
- Termination and Discipline
- Wage and Hour

EMPLOYEE TRAINING PROGRAMS

- Ethics
- Discrimination ☐ Harassment
- Safety
- Public Accommodations
- Employee Communication Poster - Service Animals
- Employee Communication Poster - Service Animals ☐ Spanish ☐
- Employee Awareness Poster: Safety - ☐ You Can Stop Danger at Work
- Employee Awareness Poster: Safety - ☐ You Can Stop Danger at Work -- Spanish
- Data Security
- Employee Awareness Poster: Safety - ☐ You Can Stop Danger at Work
- Employee Awareness Poster: Safety - ☐ You Can Stop Danger at Work -- Spanish
- Employee Awareness Poster: ☐ Nobody's Watching
- Employee Awareness Poster: ☐ Nobody's Watching -- Spanish

WORKERS' COMPENSATION & RISK MANAGEMENT

Complete Carrier Research and Management:

United Employee Services selects only the strongest providers and obtains the most cost effective plans. We ensure ongoing competitiveness via annual quality and cost reviews.

Simplified Administration and Cost Containment:

Whether it's reporting a claim or requesting proof of insurance, our processes are simple to follow and proven to work.

- File required state forms
- Manage carrier communications
- Manage regulatory communications
- Take 1st report of injury
- Written safety programs
- Site inspections
- Identify fraud and possible subrogation
- Audit and dispute reserve levels
- Issue denials if necessary
- Manage litigation

RISK MANAGEMENT & SAFETY CONSULTING

At United Employee Services, Risk Management goes beyond safety consulting. Our solution means building a culture where partners and employees learn how to mitigate risk, whether it is safety on the shop floor or managing Workers' Compensation modifiers.

Safer Workplace:

United Employee Services has the expertise of loss prevention specialists to help you prevent accidents before they occur via our extensive loss control programs.

- Back safety and lifting
- Hazard communications
- Lockout/Tagout energy control
- Hearing conservation
- Ergonomics
- and much more...

Faster Rehabilitation:

United Employee Services assists clients with developing and implementing appropriate return to work programs to enable workers to return to productive positions as soon as possible. This is an essential step in containing long term workers' compensation costs.

BENEFITS PROCUREMENT & ADMINISTRATION

United Employee Services's broad benefits package helps you attract and retain top talent – giving you a competitive edge.

Benefits Management Services:

- Annual Quality and cost reviews
- Remit premiums and handle audits
- Manage claims disputes
- Manage employee communications
- Manage Eligibility and terminations
- COBRA and HIPAA compliance
- Open enrollment coordination
- Form 5500 preparation and audits
- Flex 125 Plan Administration

Plan Options:

- Health Insurance:
 - *Multiple Carriers & designs*
- Group Dental Vision
- Group Vision
- Group Life
- Voluntary Disability
- Guaranteed Term Life AD&D
- Voluntary Term Life
- Flexible Spending Accounts sponsored by United Employee Services
- Customized 401(k) Plans
- and more...

STRATEGIC PARTNERSHIPS

As part of our commitment to freeing you to run your business, United Employee Services has developed strategic partnerships with a select group of organizations to offer services that make running your business easier.



Proposal For: **Asturia Community Development District**
 PEO Consultant: Tracy French Date: 6/23/22
 Payroll Cycle: BI-WEEKLY Payroll Per Cycle: 3,357.69



The following proposed Service Fee schedule is based on the information provided to United Employee Services by your company. United Employee Services service fee will reduce by the applicable amount below when statutory limits for state and federal taxes are reached per employee.

W/C Description	W/C Class Code	FICA	FUTA	SUTA	WC	EPLI Insurance	Service Fee
Clubhouse Manager Attendant	012	7.65	0.60	3.00	0.84	0.25	15.00
Maintenance	015	7.65	0.60	3.00	3.43	0.25	17.60
Administrative Fee per Employee per Pay Period		0.77					
One-time Implementation Fee		250.00					
Delivery Charge per Payroll		PICKUP/DELIVERY/MAIL/PRINT ONLINE - FREE					

The proposal is contingent on, but not limited to, the following:

Workers Compensation Approval Required

United Employee Services' Service Fees includes Workers' Compensation, Statutory Taxes (FICA/FUTA/SUTA), Payroll Processing, related Government Reporting, Benefit Administration and Employment Practices Liability Insurance per workers' compensation classification. If the final wages, workers' compensation data, credit information or state unemployment data materially differs from the proposed information (including recently released new rates or modifiers) this could delay the approval process and may lead to revising our original proposal. The total wages of all assigned employees are required per pay cycle.

This is subject to final approval by United Employee Services and expires: 8/22/2022

Presented by: _____

Accepted by: _____

Plan Comparison Template	Humana Dental Unlimited	
	In Network	Out Network
Calendar-year deductible Excludes orthodontia services	\$50 / \$150	\$50 / \$150
Calendar-year annual maximum Excludes orthodontia services	Unlimited After you reach the annual maximum amount, you will receive 30 percent coinsurance on preventive, basic, and major services for the rest of the year. Excludes orthodontia.	
Preventive services • Routine oral examinations (2 per year) • Bitewing x-rays (2 films under age 10, up to 4 films ages 10 and older) • Routine cleanings (2 per year) • Fluoride treatment (1 per year, through age 14) • Sealants (permanent molars, through age 14) • Space maintainers (primary teeth, through age 14) • Oral Cancer Screening (1 per year, ages 40 and older)	100% no deductible, does not apply against annual maximum	100% no deductible, does not apply against annual maximum
Basic services • Emergency care for pain relief • Amalgam fillings (1 per tooth every 2 years, composite for anterior/front teeth) • Composite fillings (1 per tooth every 2 years, molar teeth) • Oral surgery (tooth extractions including impacted teeth) • Stainless steel crowns • Harmful habit appliances for children (1 per lifetime, through age 14) • Periodontics (periodontal cleanings 4 per year, scaling/root planing and surgery 1 per quadrant every 3 years) • Endodontics (root canals 1 per tooth per lifetime and 1 re-treatment)	90% after deductible	80% after deductible
Major services • Crowns (1 per tooth every 5 years) • Inlays/onlays (1 per tooth every 5 years) • Bridges (1 per tooth every 5 years) • Dentures (1 per tooth every 5 years) • Denture relines/rebases (1 every 3 years, following 6 months of denture use) • Denture repair and adjustments (following 6 months of denture use) • Implants (1 every 5 years limited to crowns, bridges, and dentures. Coverage limited to equivalent cost of a non-implant service. Implant placement itself is not covered)	60% after deductible	50% after deductible
Orthodontia services Lifetime Maximum	Child orthodontia covers children through age 18. Plan pays 50 percent no deductible of the covered orthodontia services, up to: \$1,500 lifetime orthodontia maximum.	

Coverage Level	Humana Dental Unlimited
Employee Only	\$31.99
Employee Spouse	\$63.97
Employee Child ren	\$93.25
Family	\$127.76

Plan Comparison Template	Humana Dental High	
	In Network	Out Network
Calendar-year deductible Excludes orthodontia services	\$50 / \$150	\$50 / \$150
Calendar-year annual maximum Excludes orthodontia services	\$1,500	
	After you reach the annual maximum amount, you will receive 30 percent coinsurance on preventive, basic, and major services for the rest of the year. Excludes orthodontia.	
Preventive services		
<ul style="list-style-type: none"> Routine oral examinations (2 per year) Bite-wing x-rays (2 films under age 10, up to 4 films ages 10 and older) Routine cleanings (2 per year) Fluoride treatment (1 per year, through age 14) Sealants (permanent molars, through age 14) 	100% no deductible, does not apply against annual maximum	100% no deductible, does not apply against annual maximum
<ul style="list-style-type: none"> Space maintainers (primary teeth, through age 14) Oral Cancer Screening (1 per year, ages 40 and older) 		
Basic services		
<ul style="list-style-type: none"> Emergency care for pain relief Amalgam fillings (1 per tooth every 2 years, composite for anterior/front teeth) Composite fillings (1 per tooth every 2 years, molar teeth) Oral surgery (tooth extractions including impacted teeth) 		
<ul style="list-style-type: none"> Stainless steel crowns Harmful habit appliances for children (1 per lifetime, through age 14) Periodontics (periodontal cleanings 4 per year, scaling/root planing and surgery 1 per quadrant every 3 years) Endodontics (root canals 1 per tooth per lifetime and 1 re-treatment) 	90% after deductible	80% after deductible
Major services		
<ul style="list-style-type: none"> Crowns (1 per tooth every 5 years) Inlays/onlays (1 per tooth every 5 years) Bridges (1 per tooth every 5 years) Dentures (1 per tooth every 5 years) Denture relines/rebases (1 every 3 years, following 6 months of denture use) Denture repair and adjustments (following 6 months of denture use) Implants (1 every 5 years limited to crowns, bridges, and dentures. Coverage limited to equivalent cost of a non-implant service. Implant placement itself is not covered) 	60% after deductible	50% after deductible
Orthodontia services		
Lifetime Maximum	Child orthodontia covers children through age 18. Plan pays 50 percent of the covered orthodontia services, up to: \$1,500 lifetime orthodontia maximum.	

Coverage Level	Humana Dental High
Employee Only	\$27.57
Employee + Spouse	\$55.15
Employee + Children	\$80.39
Family	\$110.14

Plan Comparison Template

	Humana Dental Low	
	In Network	Out Network
Calendar-year deductible <input type="checkbox"/> excludes orthodontia services	\$50 / \$150	\$50 / \$150
Calendar-year annual maximum <input type="checkbox"/> excludes orthodontia services	\$1,000	
	After you reach the annual maximum amount, you will receive 30 percent coinsurance on preventive, basic, and major services for the rest of the year <input type="checkbox"/> excludes orthodontia.	
Preventive services		
•Routine oral examinations (2 per year) •Bitewing x-rays (2 films under age 10, up to 4 films ages 10 and older) •Routine cleanings (2 per year) •Fluoride treatment (1 per year, through age 14) •Sealants (permanent molars, through age 14)	100% no deductible, does not apply against annual maximum	80% no deductible, does not apply against annual maximum
•Space maintainers (primary teeth, through age 14) •Oral Cancer Screening (1 per year, ages 40 and older)		
Basic services		
•Emergency care for pain relief •Amalgam fillings (1 per tooth every 2 years, composite for anterior/front teeth) •Composite fillings (1 per tooth every 2 years, molar teeth) •Oral surgery (tooth extractions including impacted teeth) •Stainless steel crowns •Harmful habit appliances for children (1 per lifetime, through age 14)	80% after deductible	50% after deductible
Major services		
•Crowns (1 per tooth every 5 years) •Inlays/onlays (1 per tooth every 5 years) •Bridges (1 per tooth every 5 years) •Dentures (1 per tooth every 5 years) •Denture relines/rebases (1 every 3 years, following 6 months of denture use) •Denture repair and adjustments (following 6 months of denture use) •Implants (1 every 5 years limited to crowns, bridges, and dentures. Coverage limited to equivalent cost of a non-implant service. Implant placement itself is not covered) •Periodontics (periodontal cleanings 4 per year, scaling/root planing and surgery 1 per quadrant every 3 years) •Endodontics (root canals 1 per tooth per lifetime and 1 re-treatment)	50% after deductible	50% after deductible
Orthodontia services		
Lifetime Maximum	Child orthodontia covers children through age 18. Plan pays 50 percent <input type="checkbox"/> no deductible <input type="checkbox"/> of the covered orthodontia services, up to: \$1,000 lifetime orthodontia maximum.	

Coverage Level

	Humana Dental Low
Employee Only	\$19.21
Employee <input type="checkbox"/> Spouse	\$38.41
Employee <input type="checkbox"/> Children	\$55.78
Family	\$76.35

Plan Comparison Template		Humana Dental Preventive	
	In Network	Out Network	
Calendar-year deductible	\$50 / \$150	\$50 / \$150	
<input type="checkbox"/> excludes orthodontia services			
Calendar-year annual maximum	\$1,000		
<input type="checkbox"/> excludes orthodontia services	After you reach the annual maximum amount, you will receive 30 percent coinsurance on preventive, basic, and major services for the rest of the year <input type="checkbox"/> excludes orthodontia. <input type="checkbox"/>		
Preventive services			
<ul style="list-style-type: none"> •Routine oral examinations (2 per year) •Bitewing x-rays (2 films under age 10, up to 4 films ages 10 and older <input type="checkbox"/> •Routine cleanings (2 per year) •Fluoride treatment (1 per year, through age 14) •Sealants (permanent molars, through age 14) •Space maintainers (primary teeth, through age 14) •Oral Cancer Screening (1 per year, ages 40 and older <input type="checkbox"/> 	100 <input type="checkbox"/> no deductible, does not apply against annual maximum	100 <input type="checkbox"/> no deductible, does not apply against annual maximum	
Basic services			
<ul style="list-style-type: none"> •Emergency care for pain relief •Amalgam fillings (1 per tooth every 2 years, composite for anterior/front teeth <input type="checkbox"/> •Composite fillings (1 per tooth every 2 years, molar teeth <input type="checkbox"/> •Oral surgery (tooth extractions including impacted teeth <input type="checkbox"/> 	80 <input type="checkbox"/> after deductible	80 <input type="checkbox"/> after deductible	
<input type="checkbox"/> core value basic services <input type="checkbox"/> major services			
<ul style="list-style-type: none"> •Crowns (1 per tooth every 5 years) •Inlays/onlays (1 per tooth every 5 years) •Bridges (1 per tooth every 5 years) •Dentures (1 per tooth every 5 years) •Denture relines/rebases (1 every 3 years, following 6 months of denture use <input type="checkbox"/> •Denture repair and adjustments (following 6 months of denture use <input type="checkbox"/> •Implants (1 every 5 years limited to crowns, bridges, and dentures. Coverage limited to equivalent cost of a non-implant service. Implant placement itself is not covered <input type="checkbox"/> •Periodontics (periodontal cleanings 4 per year, scaling/root planing and surgery 1 per quadrant every 3 years <input type="checkbox"/> •Endodontics (root canals 1 per tooth per lifetime and 1 re-treatment <input type="checkbox"/> •Stainless steel crowns •Harmful habit appliances for children <input type="checkbox"/> per lifetime, through age 14 <input type="checkbox"/> 	These Services are not covered under this plan. Member may receive a discount on non-covered services and may contact their participating provider to determine if any discounts are available on non-covered services.		
Orthodontia services			
Lifetime Maximum	These Services are not covered under this plan. Member may receive a discount on non-covered services and may contact their participating provider to determine if any discounts are available on non-covered services.		

Coverage Level	Humana Dental Preventive
Employee Only	\$10.75
Employee <input type="checkbox"/> Spouse	\$24.33
Employee <input type="checkbox"/> Child/ren <input type="checkbox"/>	\$28.55
Family	\$44.96

Plan Comparison Template

Humana Vision

<u>Vision care services</u>	<u>In Network</u>	<u>Out Network</u>
Exam with dilation as necessary	\$10	Up to \$30
*Retinal imaging**	Up to \$39	Not Covered
Contact lens exam options ***		
*Standard contact lens fit and follow-up	Up to \$55	Not covered
*Premium contact lens fit and follow-up	10% off retail	Not covered
Frames		
Frames****	\$130 allowance 20% off balance over \$130	\$65 allowance
Standard plastic lenses *****		
*Single vision	\$15	Up to \$25
*Bifocal	\$15	Up to \$40
*Trifocal	\$15	Up to \$60
*Lenticular	\$15	Up to \$100
Covered lens options *****		
*UV coating	\$15	Not covered
*Tint (solid and gradient)	\$15	Not covered
*Standard scratch-resistance	\$15	Not covered
*Standard polycarbonate - adults	\$40	Not covered
*Standard polycarbonate - children <19	\$40	Not covered
*Standard anti-reflective coating	\$45	Not covered
*Premium anti-reflective coating	Premium anti-reflective coatings as follows:	Premium anti-reflective coatings as follows:
- Tier 1	\$57	Not covered
- Tier 2	\$68	Not covered
- Tier 3	80% of charge	Not covered
*Standard progressive (add-on to bifocal)	\$15	Up to \$40
*Premium progressive	Premium progressives as follows:	Premium progressives as follows:
- Tier 1	\$110	Not covered
- Tier 2	\$120	Not covered
- Tier 3	\$135	Not covered
- Tier 4	\$90 copay, 80% of charge less \$120 allowance	Not covered
*Photochromatic / plastic transitions	\$75	Not covered
*Polarized	20% off retail	Not covered
Contact lenses ***** applies to materials only †		
*Conventional	\$130 allowance, 15% off balance over \$130	\$104 allowance
*Disposable	\$130 allowance	\$104 allowance
*Medically necessary	\$0	\$200 allowance
Frequency		
*Examination	Once every 12 months	Once every 12 months
*Lenses or contact lenses	Once every 12 months	Once every 12 months
*Frame	Once every 12 months	Once every 12 months
Diabetic Eye Care - care and testing for diabetic members		
*Examination	\$0	Up to \$77
- Up to 12 services per year		
*Retinal Imaging	\$0	Up to \$50
- Up to 12 services per year		
*Extended Ophthalmoscopy	\$0	Up to \$15
- Up to 12 services per year		
*Gonioscopy	\$0	Up to \$15
- Up to 12 services per year		
*Scanning Laser	\$0	Up to \$33
- Up to 12 services per year		
Orthodontia services		
†Member costs may exceed \$39 with certain providers. Members may contact their participating provider to determine what costs or discounts are available.		
‡Standard contact lens exam fit and follow up costs and premium contact lens exam discounts up to 10% may vary by participating provider.		
§Members may contact their participating provider to determine what costs or discounts are available.		
Discounts may be available on all frames except when prohibited by the manufacturer.		
Lens option costs may vary by provider. Members may contact their participating provider to determine if listed costs are available.		
Plan covers contact lenses or frames, but not both, unless you have the Eye Glass and Contact Lens Rider.		

Coverage Level

Humana Vision Monthly

Employee Only	\$7.47
Employee + Spouse	\$14.94
Employee + Children	\$15.69
Family	\$23.91

United Employee Services offers a Health Flexible Spending Account and a Dependent Care Flexible Spending Account. These plans permit your employees to set aside money pre-tax for qualified health and dependent care expenses.

Plan Highlights

- FSA debit card available for easy transactions.
- Reimbursement checks may be deposited directly into your account.
- Deductions begin with the first paycheck after date of hire.
- The plan year runs from January 1 through December 31.
- The FSA will only pay for expenses that have been incurred within the plan year.
- The contribution limit for health FSA is \$2,750 per plan year.
- The contribution limit for Dependent FSA is \$5,000 per plan year for those who file jointly or are single head of household. The contribution limit for the Dependent FSA is \$2,500 for those who file separate returns.
- IRS guidelines state that unused money left in the account at the end of the plan year must be claimed within the 90 day run out period, or the monies will be forfeited.
- IRS guidelines state that you cannot change or revoke your elections during the plan year unless there is a specific change of status (such as birth, death in the family, marriage, divorce, child ceasing to be a dependent, employment or termination of employment of spouse, employment change from full time to part time or vice versa).
- Any qualified changes must be made within 30 days of the event.

A partial listing of eligible expenses

Health Accounts
Doctor / Dentist Co-pay
Deductibles
Prescription Co-Pay
Routine Physical
Orthodontia
Oral Surgery
Contacts, lenses, & Eyeglasses

Dependent Care Accounts
Daycare Centers
Elder Care
Family Childcare
Day Camps
Preschool
After School Care
Nanny/Au Pair

Employer Paid Group Life and AD & D

Eligibility

Each Active Full-Time Employee working 30 hours or more per week except any person working on a temporary or seasonal basis.

Our standard eligibility includes employees who are US citizens working in the US; contact your sales office if you have employees who are not US citizens working in the US, and you'd like us to consider them in the eligibility.

Benefit Descriptions

*Benefit Amount:	Group option of: \$10,000, \$25,000, \$50,000, 1x Salary, or 2x Salary (\$200,000 Max)
Age Reduction:	35% of the pre-age 65 amount at age 65; and an additional 15% of the pre-age 65 amount
Guarantee Issue:	\$200,000
**Living Benefit Rider:	75% to \$500,000
Waiver of Premium:	Included, disability starts before age 60 and lasts 9 months.
Family Medical Leave Ext.:	Yes
Bereavement Counseling:	Yes
Travel Assistance:	Yes
Portability:	Lesser of 2 yrs or case term
EAP:	Yes, 3 Face-to-Face Visits, Per Issue, Per Person, Per Year
24-Hour Global Travel Assistance:	Yes
Identity Theft Protection:	Yes
AD&D Coverage:	24 Hour, excludes retirees.
Seat Belt Benefit:	\$0
Seat Belt/Air Bag Max:	\$25,000
Child Education Benefit:	5% to \$5,000, 4 years
Spouse Education Benefit:	to \$3,000
Survivor Benefit:	1% to \$1,000

*Flat/Incremental benefits may be subject to an earnings cap, as described on the Limitations page.

**This may be expressed as Accelerated Benefit or Imminent Death Benefit.

Basic Life and AD & D Costs

Basic Life and AD & D:	\$0.18 per \$1,000 of benefit
------------------------	-------------------------------

Employer Paid Long Term Disability

Eligibility

Each Active Full-Time Employee working 30 hours or more per week and earning a minimum salary of \$15,000 per year, except any person working on a temporary or seasonal basis.

Our standard eligibility includes employees who are US citizens working in the US; contact your sales office if you have employees who are not US citizens working in the US, and you'd like us to consider them in the eligibility.

Benefit Descriptions

Benefit Amount:	60% of covered monthly earnings
Monthly Maximum:	\$5,000
Elimination Period:	90 days
Benefit Duration:	Extended-ADEA-B
Social Security Integration:	Full Family
Minimum Benefit:	\$100
Family Leave:	Yes
Mental & Nervous Limitation:	24 month limit
Drug & Alcohol Limitation:	24 month limit
Limited Benefit Option:	None
Pre-Existing Limitation:	3/12
Survivor Benefit:	3 Months
Managed Rehab Option:	Included
Work Incentive Benefit:	12 Months
Child Care:	to age 14/\$250
Worksite Mod Benefit:	100% up to \$2,000
Own Occupation Coverage:	24 Months
Partial Disability:	Yes
Specific Indemnity:	Yes
Travel Assistance:	Yes

Employer Paid Long Term Disability Costs

Per \$100 of Monthly Payroll	\$0.49
------------------------------	--------

Note: Premium/benefit is payable in US currency.

Voluntary Term Life

Eligibility

Each Active Full-Time Employee working 30 hours or more per week except any person working on a temporary or seasonal basis.

Our standard eligibility includes employees who are US citizens working in the US; contact your sales office if you have employees who are not US citizens working in the US, and you'd like us to consider them in the eligibility.

Benefit Descriptions

Increments of \$10,000 to \$500,000 max

Priced in \$10,000 increments

Employee Guaranteed Issue amount of \$200,000 (Evidence of Insurability required over Age 70)

Spouse Guaranteed Issue amount of \$50,000 (Evidence of Insurability required over Age 60)

Child Option of \$10,000 – all Guaranteed Issue

Spouse can purchase without the EE needing to elect (not limited to 50% of EE amount). Spouse rates based on SP Age.

Age reductions start at Age 75

Conversion and Portability

Age Band	Rate per \$10,000 of Benefit
Under 20	\$0.54
20-24	\$0.54
25-29	\$0.58
30-34	\$0.75
35-39	\$1.05
40-44	\$1.57
45-49	\$2.47
50-54	\$3.62
55-59	\$5.43
60-64	\$7.65
65-69	\$10.95
70+	\$20.73
Child	\$1.50

Voluntary Short Term Disability

Eligibility

Each Active Full-Time Employee working 30 hours or more per week except any person working on a temporary or seasonal basis.

Our standard eligibility includes employees who are US citizens working in the US; contact your sales office if you have employees who are not US citizens working in the US, and you'd like us to consider them in the eligibility.

Benefit Descriptions

Increments of \$25 from \$100 to \$1,250 per week, not to exceed 60% of covered earnings

14/14 Elimination Period

90 Day Benefit Duration

3/12 Pre-ex

Age Band	Rate per \$10,000 of Benefit
18-24	\$0.38
25-29	\$0.44
30-34	\$0.44
35-39	\$0.35
40-44	\$0.33
45-49	\$0.38
50-54	\$0.48
55-59	\$0.57
60-64	\$0.64
65-69	\$0.80
70+	\$0.85

Voluntary Long Term Disability

Eligibility

Each Active Full-Time Employee working 30 hours or more per week except any person working on a temporary or seasonal basis.

Our standard eligibility includes employees who are US citizens working in the US; contact your sales office if you have employees who are not US citizens working in the US, and you'd like us to consider them in the eligibility.

Benefit Descriptions

Increments of \$100 from \$500 to \$6,000 per month, not to exceed 60% of covered earnings

90 Day Elimination Period (dovetails with STD)

2 Year Own Occupation, then Any Occupation to full duration

Duration is to Social Security Normal Retirement Age

3/12 Pre-ex

Age Band	Rate per \$10,000 of Benefit
18-24	\$0.24
25-29	\$0.39
30-34	\$0.70
35-39	\$1.12
40-44	\$1.94
45-49	\$2.54
50-54	\$3.59
55-59	\$4.63
60-64	\$3.57
65-69	\$2.41
70+	\$1.75

Voluntary Critical Illness - Payable directly to the member

Eligibility

Each Active Full-Time Employee working 30 hours or more per week except any person working on a temporary or seasonal basis.

Our standard eligibility includes employees who are US citizens working in the US; contact your sales office if you have employees who are not US citizens working in the US, and you'd like us to consider them in the eligibility.

Critical Illness Trigger	Triggers Covered
Life Threatening Cancer	Yes
Carcinoma in Situ – Partial Benefit (25%)	Yes
Heart Attack	Yes
Coronary Disease – Partial Benefit (25%)	Yes
Major Organ Failure	Yes
Paralysis	Yes
Coma	Yes
Stroke	Yes
Skin Cancer – Partial Benefit (5%)	Yes
Occupational HIV	Yes
Occupational Hepatitis	Yes
Preventive Screening (Wellness)	\$50 per person in family (up to 4/year)

- **Wellness Benefit – \$50 Wellness Benefit per person, up to 4x per family per year**
- Guaranteed issue; no medical questions
- Pays upon diagnosis
- Guaranteed issue; no medical questions
- No pre-existing conditions exclusions

Employee/Spouse Age Categories (Attained Age)	Weekly Rates	Bi-Weekly Rates
	(Monthly Rates per \$1,000) *rounded up to nearest 10th	(Monthly Rates per \$1,000) *rounded up to nearest 10th
0-29	\$0.07	\$0.14
30-39	\$0.14	\$0.28
40-49	\$0.29	\$0.58
50-59	\$0.60	\$1.20
60-69	\$1.10	\$2.20
70+	\$2.53	\$5.06
Child Rate	\$0.07	\$0.14

Voluntary Accident - Payable directly to the member

Eligibility

Each Active Full-Time Employee working 30 hours or more per week except any person working on a temporary or seasonal basis.

Our standard eligibility includes employees who are US citizens working in the US; contact your sales office if you have employees who are not US citizens working in the US, and you'd like us to consider them in the eligibility.

Product Feature	Plan Payouts
Initial Hospital Admission / ICU	\$1,000 / \$1,500
Hospital Confinement per day (365 day max)	\$200 per day
ICU Confinement (30 day max)	\$400 per day
Organized Youth Sports Benefit – pays additional amount up for Dependent up to age 18	20% additional benefit
Rehab (30 day max)	\$100 per day
24-Hour versus Off-the-job coverage	24-Hour
AD&D	Yes – 50K/25K/10K
Preventive Screening (Wellness)	\$100 pp in family (up to 4/year)
Ambulance – Air / Ground	\$1,500 / \$300
Emergency Treatment	125
X-Rays / CT / MRI	\$30 / \$150 / \$150
Initial Physician Office Visit / Follow-up	\$75 / \$75
Transp. / Lodging – more than 100 miles from home	\$500 / \$100 (per day)
Fractures & Dislocations	\$3,200 - \$7,500
Paralysis – Para & Hemi / Quadraplegia	\$5,000/ \$10,000
Surgery	\$150 - \$1,500
Appliances / Prosthesis	\$100 - \$1,000

- **Wellness Benefit – \$100 Wellness Benefit per person, up to 4x per family per year**
- Enhanced Organized Youth Sports Benefit – this policy will pay a 20% additional benefit.
- Other benefits include Lacerations, Epidural Anesthesia, Eye/Dental Injury, Physical Therapy, Chiropractic, Blood/Plasma/Platelets, Burns, Coma, Concussion, etc.
- Guaranteed issue; no medical questions
- No pre-existing conditions exclusions

Rating Tier	Weekly Rates	Bi-Weekly Rates
EE	\$3.48	\$6.96
Employee + Spouse	\$5.62	\$11.24
Employee + Child(ren)	\$6.38	\$12.76
Family	\$8.72	\$17.44

Voluntary Hospital Indemnity

Eligibility

Each Active Full-Time Employee working 30 hours or more per week except any person working on a temporary or seasonal basis.

Our standard eligibility includes employees who are US citizens working in the US; contact your sales office if you have employees who are not US citizens working in the US, and you'd like us to consider them in the eligibility.

Product Feature	Plan Payouts
Hospital Room and Board per day (180 days per coverage year)	\$100
Hospital Admission Benefit (1 day per coverage year)	\$2,000
Wellness Screening Benefit	\$50

•Wellness Benefit – \$50 Wellness Benefit per person, up to 4x per family per year

- Guaranteed issue; no medical questions
- No pre-existing conditions exclusions
- No maternity exclusion or waiting period
- Newborn covered for 30 Days, including payout for newborn under Hospital Admission and Room & Board Benefit
- No Deductibles

Employee/Spouse Age Categories (Attained Age)	Weekly Rates	Bi-Weekly Rates
Employee Only	\$6.47	\$12.94
Employee Spouse	\$13.66	\$27.32
Employee and Children	\$9.70	\$19.40
Family	\$16.89	\$33.78

MARKETPLACE



SIGN UP

Signing up is quick and easy. Just enter your email address, follow the verification link, and start saving! You'll have access to hundreds of exclusive offers and endless ways to save.



SHOP

The IOA Discount Marketplace offers you exclusive ways to save on products and services you use every day. Shop everything from hotels and car rentals to flowers and gifts!



SAVE

With this site, you could save up to \$2,000 a year! Lower your monthly bills, save on big purchases, plan a vacation, and even refinance loans. It all adds up

[HTTPS://IOAUSA.SAVINGS.BENEPLACE.COM](https://ioausa.savings.beneplace.com)

EMPLOYEE ASSISTANCE PROGRAM

Program Access

- All Covered Employees and Family Members Eligible, Regardless of Location or Relationship.
- 24/7, 365 Days-a-year Dedicated Toll-Free Line, Always Live Answer.
- Website, Mobile App, IM, Text, Chat, Email and Video Chat Access to Services.

Assessment and Referral Services

- *Unlimited* Telephonic Assessment and Referral
- Up to 3 Face-to-Face Diagnostic and Short-Term Problem Resolution Sessions.
- 24/7 Access to Clinicians for Urgent Matters.

Legal and Financial Services

- *Unlimited* Phone Consultation for Any Financial Issue.
- *Unlimited* In-Office or Phone Consultation for Any Legal Issue, 25% Discount for Services Beyond Initial Consultation.
- Online Legal and Financial Resource Center Including Document Preparation.

Work-Life Benefits and Resources

- *Unlimited* Phone Assessment and Referral for Any Work-Life Need.
- *Unlimited* Child, Elder, and Pet Care Referrals and Resources
- *Unlimited* Education, Personal Services, and Health and Wellness Referrals and Resources.
- *Unlimited* Veteran Resources and Support Including Veteran Resource Website.
- Online Resources and Tools for 100+ Work-Life Topics

LEGALSHIELD - IDSHIELD

LegalShield Plan Benefits*:

- Legal Consultation and Advice
- Court Representation
- Dedicated Law Firm
- Legal Document Preparation and Review
- Letters and Phone Calls Made on our Behalf
- Speeding Ticket Assistance
- Will Preparation
- 24/7 Emergency Legal Access
- Mobile Ap

IDShield Plan Benefits*:

- Identity Consultation and Advice
- Dedicated Licensed Private Investigators
- Identity and Credit Monitoring
- Social Media Monitoring
- Child Monitoring family plan only
- Comprehensive Identity Restoration
- Identity and Credit Threat Alerts
- 24/7 Emergency Access
- Mobile App

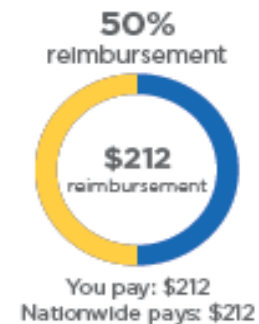
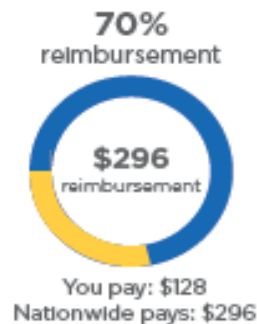
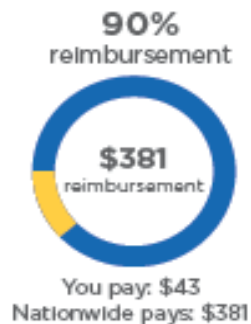
*This is a general overview of the legal and identity theft protection plans available from LegalShield for illustration purposes only. For complete terms, coverage and conditions, please see a summary plan description.

PET INSURANCE FROM NATIONWIDE

- Get cash back on eligible vet bills - Choose from three levels of reimbursement: 90%, 70% or 50%
- Available exclusively for employees - These plans aren't available to the general public.
- Same price for pets of all ages - Your rate won't go up because your pet had a birthday.
- Use any vet, anywhere - No networks, no pre-approvals
- Optional wellness coverage available - Includes spay/neuter, dental cleaning, exams, vaccinations and more.

Choose the reimbursement level that fits your needs

Problems such as upset stomach are among the most common reasons dogs and cats go to the vet. The average cost for this kind of visit is **\$424**. Here's how My Pet Protection would cover the bill.*



Examples reflect reimbursement after \$250 annual deductible has been fulfilled.

THE SEAMLESS TRANSITION

The transition to a co-employment arrangement can seem daunting. From benefits enrollment forms to tax schedules and payroll, the list of details keeps growing.

Details are why United Employee Services developed a structured implementation process to make sure every customer, every employee and every detail is covered.

Our United Employee Services team includes:

- An Implementation Specialist to ensure a smooth transition
- An Account Manager to coordinate daily activities
- A Payroll Technician
- Specialists in Risk Management, HR Consulting and Benefits, as needed

UNITED EMPLOYEE SERVICES YOUR PARTNER IN EMPLOYMENT

At United Employee Services, we are the experts who provide a broad range of solutions in HR Consulting, Payroll Administration and more. United Employee Services has systems, processes and technology in place that free you to do what you do best...manage your business.

When you partner with United Employee Services for your HR-related outsourcing and consulting, you'll find:

- More time...to manage and grow your business
- More money...when you can concentrate on ways to improve your bottom line
- More quality...knowing that you can rely on the United Employee Services team of experts

We're the experts. We have the systems. We have the technology. We have the strategic partners.

NOW ALL WE NEED IS YOU.

Needs Prioritization Assessment 2022

Item	Not Important	Important	Priority Ranking Top 10 (1-10)
Landscape maintenance			
Landscape improvements			
Powerwashing sidewalks/benches			
Road/infrastructure repairs			
Holding developer accountable for infrastructure failures			
Insuring entire MPUD adheres to Land Development Code			
Street signage			
Maintenance of mailboxes			
Additional bike racks for amenity center/bus stop areas			
Amenity Center usage/policies			
Employees for Amenity Center/Pool			
Employees for Maintenance			
Camera/Security Systems			
Bike/Walk path maintenance			
Cleaning of facilities			
Park equipment maintenance			
Park equipment improvements			
Pond maintenance			
Stormwater drainage/storm drain cleaning			
Night swimming			
Bridge maintenance			
Bridge railing Phase 2/3			
Commercial development community impact			
Sidewalk repairs			
Cost Sharing agreement with Multi-family/Commercial			
Key card system and policies			
Additional dog stations			
Maintenance shed			
Professional management services			
Budget control			
Additional garbage cans and benches			
Community events			
Dog park improvements			
Hog control			
Gym equipment maintenance			
Gym equipment improvement			
Reserve funding			
Rental of Facilities			
Other:			
Other:			
Other:			

Use Reverse Side for Additional Items

Potential Cost Saving Analysis - 2022

<u>Item</u>		<u>Savings</u>	<u>Notes</u>
1 Employee Analysis			
Inframark	PEO		
\$40,889	\$41,000	-\$111	Gain 11 hours
29 hours	40 hours		
2 Dog Stations and Garbage Cans			
Tampa Poop	In-house		
\$9,516	\$1,600	\$7,916	40,000 dog waste bags, 1000 10+ gallon, 1,100 20+ gallon 16 stations, 23 garbage cans
	Supplies only		
3 Powerwashing			
Budget	In-house		
\$18,000	\$5,400		Powerwasher, surface cleaner
	\$400		Fuel
	\$7,500		Cushman Utility Vehicle, also used for dog waste stations
\$18,000	\$13,300	\$4,700	
4 Spectrum internet, phone, tv			
Current	Proposed		
\$3,000	\$900	\$2,100	Internet and landline eliminate tv
5 Alarm Monitoring			
DCSI	Proposed		
\$720	0	\$720	Add monitoring to camera system that is budgeted
6 Cellular Service			
Current	Proposed		
0	\$720	-\$720	Replaces Inframark plan
		\$14,605	

Other Cost Savings Measures

- 1 Irrigation electrical
- 2 Professional service attendance at meetings

Proposal For: **Asturia Community Development District**
 PEO Consultant: Tracy French Date: 6/23/22
 Payroll Cycle: BI-WEEKLY Payroll Per Cycle: 3,357.69



The following proposed Service Fee schedule is based on the information provided to United Employee Services by your company. United Employee Services' service fee will reduce by the applicable amount below when statutory limits for state and federal taxes are reached per employee.

W/C Description	W/C Class Code	FICA	FUTA	SUTA	WC	EPLI Insurance	Service Fee
Clubhouse Manager & Attendant	9012	7.65%	0.60%	3.00%	0.84%	0.25%	15.09%
Maintenance	9015	7.65%	0.60%	3.00%	3.43%	0.25%	17.68%
Administrative Fee per Employee per Pay Period		30.77					
One-time Implementation Fee		250.00					
Delivery Charge per Payroll	PICKUP/EMAIL/PRINT ONLINE - FREE						

The proposal is contingent on, but not limited to, the following:

Workers' Compensation Approval Required

United Employee Services' Service Fees includes Workers' Compensation, Statutory Taxes (FICA/FUTA/SUTA), Payroll Processing, related Government Reporting, Benefit Administration and Employment Practices Liability Insurance per workers' compensation classification. If the final wages, workers' compensation data, credit information or state unemployment data materially differs from the proposed information (including recently released new rates or modifiers) this could delay the approval process and may lead to revising our original proposal. The total wages of all assigned employees are required per pay cycle.

This is subject to final approval by United Employee Services and expires: 8/22/2022

Presented by: _____

Accepted by: _____

Asturia CDD Employee Breakdown

	<u>Duties</u>	<u>Hours</u>	<u>Hourly</u>	<u>Weekly</u>	<u>Annually</u>	<u>Tasks</u>
Attendant	Admin	10	18	180	9360	Key cards, vendor management, scheduling, resident interaction
	Maintenance	10	18	180	9360	Light maintenance such as faucet repair, dog stations
					18720	
Attendant 2	Maintenance	15	16	240	12480	trash removal, straightening of furniture, painting
	Admin	5	16	80	4160	key cards, event scheduling, resident interaction
					16640	

Task	Total Salary	FICA	FUTA	SUTA	WC	EPLI Insurance	Payroll	Total
Admin	13520	1034	81	406	114	34	800	15988
Maintenance	21840	1671	131	655	183	55	500	25035
								41023

	Pay periods	Cost	Total
Payroll	26	30.77	800
Misc Payroll			500



2015 CUSHMAN HAULER 72V

NEW BATTERIES

MANUAL DUMP BOX

BRUSH GUARD

HEADLIGHTS

BATTERY METER

BRUSH GUARD

20" TIRES ON 10" RIMS

SS WHEEL COVERS

SHORT TOP


SPLIT WINDSHIELD

CHARGER

LOCAL DELIVERY

6 MONTH WARRANTY

\$7,995






Simpson Cleaning 95002 Trailer Cold Water Mobile Washing System Powered by Honda, 4200 PSI at 4.0 GPM

Visit the Simpson Cleaning Store

★★★★☆ 7 ratings



-18% \$4,499⁰⁰

List Price: ~~\$5,499.99~~

Save up to 8% with business pricing. Sign up for free Amazon Business account

Style: **Honda GX390 - 4200 PSI**

Honda GX200 - 3200 PSI
\$3,999.00

Honda GX270 - 3800 PSI
\$4,899.99

Honda GX390 - 4200 PSI
\$4,499.00

Honda GX390 Electric Start - 4200 PSI
\$5,799.99

Vanguard 479cc V-Twin - 4200 PSI
\$7,827.00

Roll over image to zoom in



Enhance your purchase

Payment plans

1 option from \$249.94/mo (18 mo) with 0% APR





Roll over image to zoom in



VIDEO



EDOU 20" Pressure Washer Surface Cleaner - Stainless Steel Washer Accessory - 4500 PSI Max Pressure - 3/8" Quick Connector

Visit the EDOU Store

★★★★☆ 419 ratings

Amazon's Choice for "edou 20 inch pressure washer surface cle..."

-20% **\$315¹⁹**

List Price: ~~\$393.99~~

✓prime One-Day

& FREE Returns

Includes \$78.80 Prime savings

Coupon: Save an extra 5% when you apply this coupon. Terms

Get 5% back (\$15.75 in rewards) on the amount charged to your Amazon Prime Rewards Visa Signature Card.

Enhance your purchase

Payment plans

1 option from \$26.27/mo (12 mo) with 0% APR

One-time payment

\$315¹⁹

✓prime One-Day & FREE Returns

FREE delivery **Tomorrow, August 8.** Order within 4 hrs 11 mins

Deliver to Shelly - Odessa 33556

In Stock.

Qty: 1

Add to Cart

Buy Now

Secure transaction

Ships from Amazon
Sold by EDOU Direct

Return policy: Eligible for Return, Refund or Replacement within 30 days of receipt

Add a Protection Plan:

- 3-Year Protection for \$44.99
- 2-Year Protection for \$33.99

Irrigation Timer Replacement from AC to DC

Item	Cost	Plan A		Plan B	
		Full Replacement #	Full Replacement Cost	Partial Replacement #	Partial Replacement Cost
XCH600	118.95	4	475.8	3	356.85
XCH1200	201.45	9	1813.05	5	1007.25
TBOSPSOL SOLENOID	34.48	122	4206.56	65	2241.2
MINICLIK RAIN SENSOR	23.95	13	311.35	8	191.6
TOTAL			6806.76		3796.9
CONTROLLER #			11		8
DUKE COST			30.42		30.42
# OF MONTHS			12		12
			4015.44		2920.32
PAYBACK PERIOD IN YEARS			1.70		1.30
		DUKE ONLY			
1ST YEAR COST	MATERIALS		6806.76		2920.32
	DUKE	4015.44			1095.12
	TOTAL	4015.44		6806.76	4015.44
2ND YEAR COST	DUKE	4015.44	0		0
	MATERIALS		0		3200
	TOTAL	4015.44	0	0	3200
3RD YEAR	TOTAL	4015.44		0	0
TOTAL 3 YEAR COST		12046.32		6806.76	7215.44